

**Course Exit Survey**  
**Analysis and Action Taken Report**  
**Economics Department**  
**2022-23**

**COURSE EXIT SURVEY: Analysis Report**

**Semester 1**

**Academic Session: 2022-23**

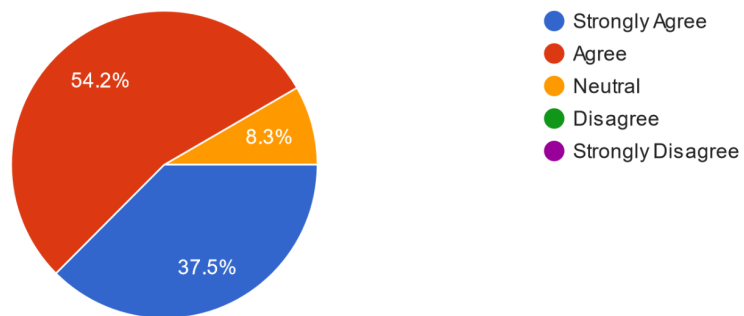
Table of Contents

S No	Course	Page
1	Hon- Mathematical Methods of Economics-I	Done-RR
2	Hon- Introductory Microeconomics	Done-RR
3	Hon- Introductory Statistics for Economics	Done-RR
4	GE- Principles of Microeconomics-I	Done-RR
5	Prog- Major Introductory Microeconomics	Done-BY
6	Prog- Major Basic Mathematics for Economics	Done-RR
7	Prog- Minor Introductory Microeconomics	Done- BY
8	SEC- Basic IT Tools	Not enough responses.
9	VAC- Financial Literacy	Done-RR

**Programme: B.A. Hons. Economics (Core)**  
**Course 1- Mathematical Methods of Economics-I**  
**Semester -I**

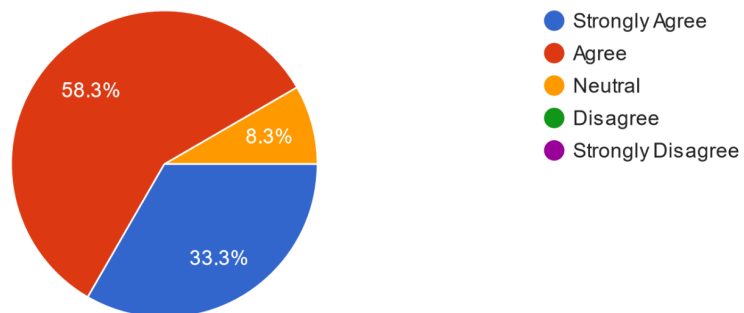
The course provided you the ability to understand and apply the basic concepts of Mathematics

24 responses



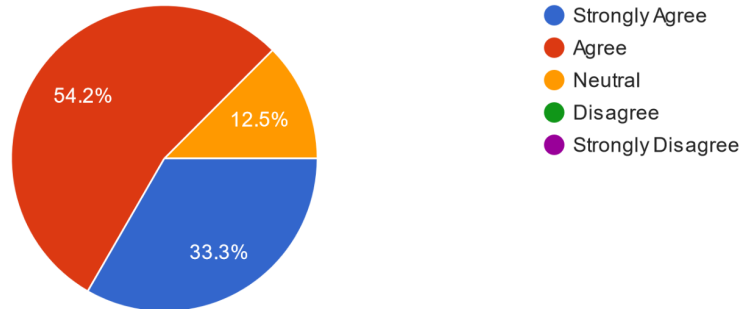
The course provided you the ability to understand the functions of one variable, polynomials, powers and exponential functions

24 responses



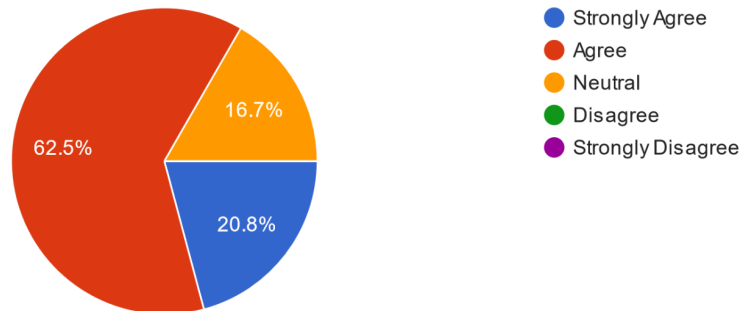
The course provided you the ability to understand and apply the differentiation of one and more variables and to solve the problem of maximisation and minimisation.

24 responses



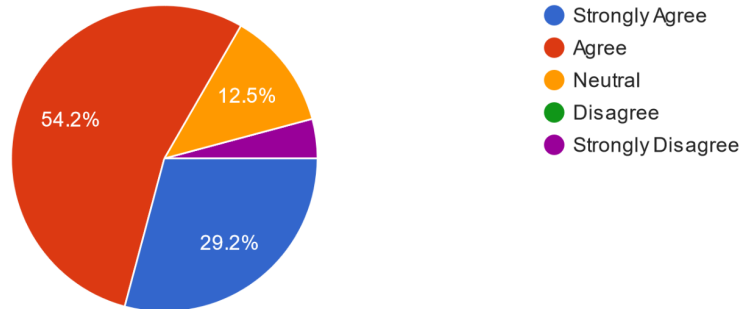
The course provided you the ability to understand and apply the various concepts of limits, continuity and series.

24 responses



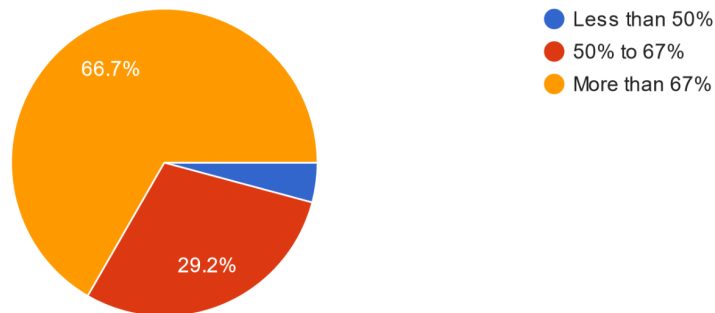
The course provided you the ability to understand and apply the concepts of linear algebra- vectors, matrices, determinants.

24 responses



How much was your attendance in this course?

24 responses



From the responses received, it is observed that more than 91.7 % of the students agreed that the course provided them the ability to understand and apply the basic concepts of Mathematics. Around 91.6 % of the students agreed to have understood the functions of one variable, polynomials, powers and exponential functions. It was also observed that more than 87% of the students understand and have learned to apply the differentiation of one and more variables and to solve the problem of maximization and minimisation. More than 83% of the students agreed that they understood and learned to apply the various concepts of limits, continuity and series concepts of linear algebra- vectors, matrices, determinants. It was also observed that among the students who responded 66.7% of the students had more than 67% in attendance.

**ACTION TO BE TAKEN REPORT:**

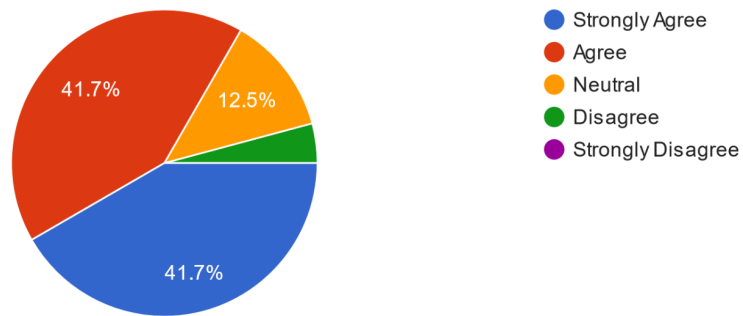


The topics of concepts of linear algebra- vectors, matrices, determinants were not clear to some of the students. These topics can be given more attention in the class. It was observed that there were students who gave neutral responses to many questions, remedial classes and more attention during tutorials can be given for students who miss their classes.

**Programme:** B.A. Hons. Economics (Core)  
**Course -** Introductory Statistics for Economics  
**Semester -** I

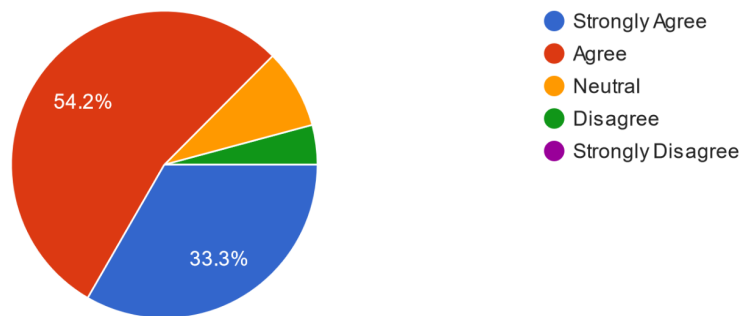
The course provides the knowledge to understand the difference between descriptive statistics and inferential statistics

24 responses



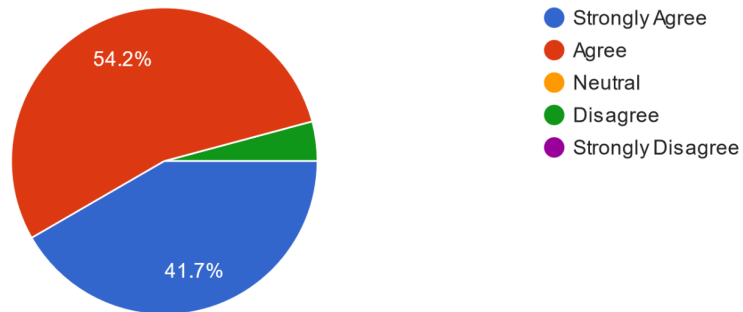
The course makes one familiar with the probability theory

24 responses



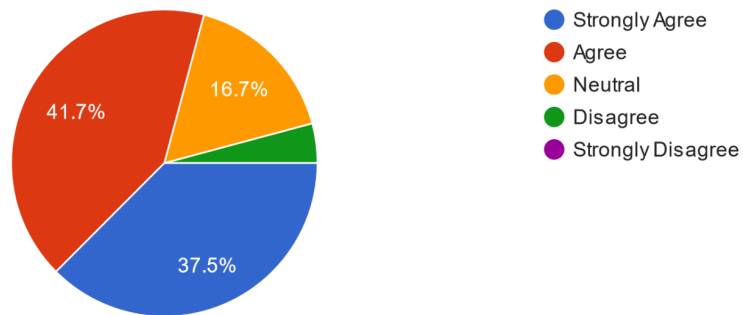
The course provided with ability to understand the concept of random variables

24 responses



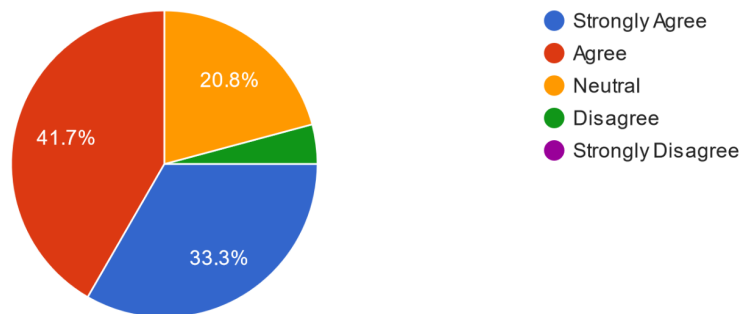
The course provided the ability to use standard normal distribution to calculate probability for non standard normal distribution

24 responses



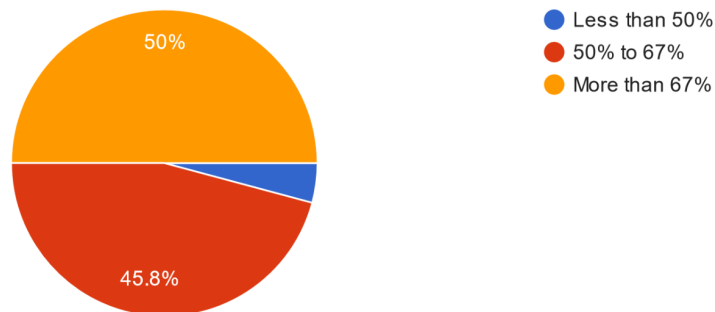
The course provided the ability to apply the normal distribution as approximation to Binomial distribution

24 responses



How much was your attendance in this course?

24 responses



From the responses received, it is observed that more than 83.4 % of the students agreed that the course provided them the ability to understand the difference between descriptive statistics and inferential statistics. Around 87.5% of the students agreed that course familiarized them to probability theory. It was also observed that almost 96% of the students agreed to have understood the concept of random variable. More than 79% of the students agreed that they understood the concept of standard normal distribution to calculate probability for non standard normal distribution. Around 75% of students agreed that the course gave students the ability to apply the normal distribution as approximation to binomial distribution. It was also observed that among the students who responded 50% of the students had more than 67% in attendance.

#### **ACTION TO BE TAKEN REPORT:**

The topics of descriptive statistics and inferential statistics, probability theory, random variables, standard normal distribution to calculate probability for non standard normal distribution and normal distribution as approximation to Binomial distribution were not clear to some of the students. These topics can be given more attention in the class. It was observed that there were students who gave neutral responses to many questions, remedial classes and more attention during tutorials can be given for students who miss their classes.

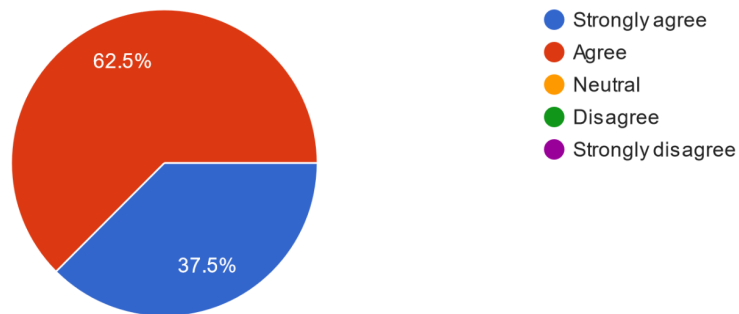
**Programme:** B.A. Hons. Economics (Core)

**Course -** Introductory Microeconomics

**Semester -** I

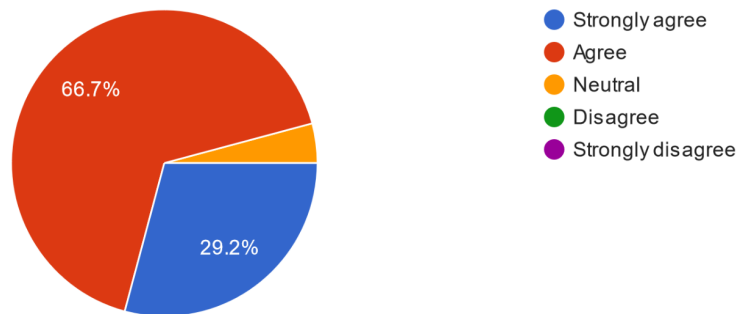
The course provided you the ability to understand the basic principles of microeconomics.

24 responses



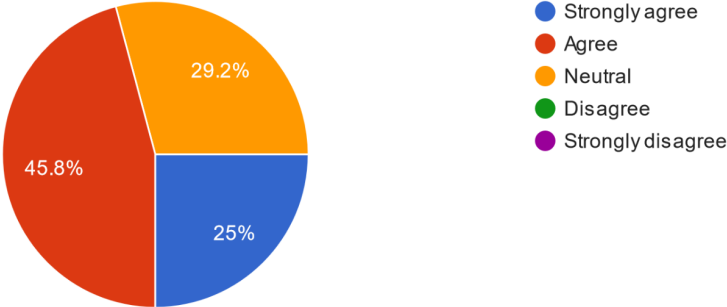
The course provided you the ability to Understand how markets work and analyze interactions between demand and supply

24 responses



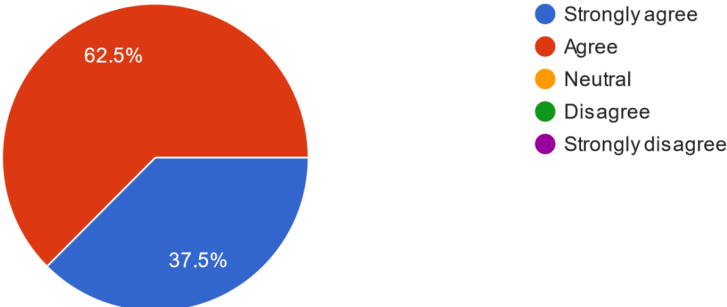
The course provided you the ability to understand the benefits of trade through comparative advantage

24 responses



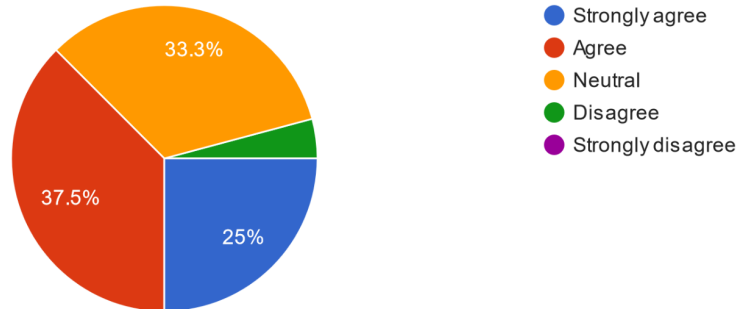
The course gave you an understanding of various elasticities of demand

24 responses



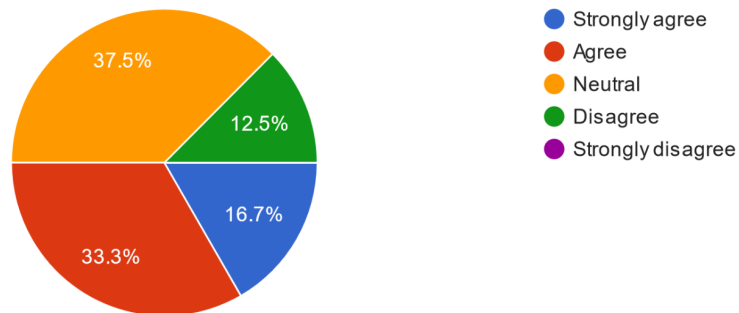
The course provided you the ability to Understand the difference between excludability and rivalrousness on the basis of which goods are classified

24 responses



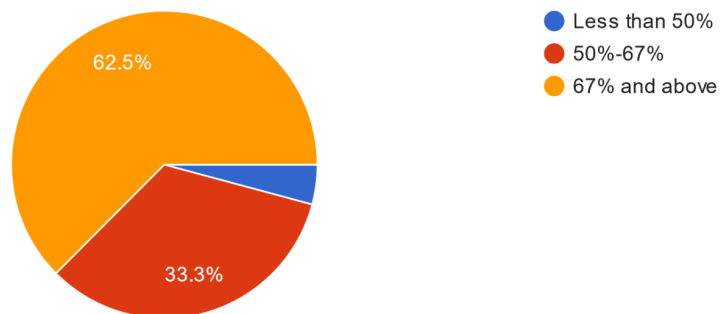
The course provided you the ability to Understand Game of strategy

24 responses



How much was your attendance in this course?

24 responses



From the responses received, it is observed that 100 % of the students agreed that the course provided them the ability to understand the basics of principles of microeconomics. Around 96% of the students agreed to have understood the interaction between supply and demand in the market. It was also observed that more than 75% of the students agreed to have understood the concept of benefits of trade through comparative advantage. All the students reported to have understood various elasticities of demand. More than 62% of the students agreed that they understood the concept of trade and its benefits and the classification of goods according to rivalry and excludability. Half of the students reported to have understood the concept of Game of strategy. It was also observed that among the students who responded 62.5% of the students had more than 67% in attendance.

#### **ACTION TO BE TAKEN REPORT:**

The topics of International trade and Goods categorized according to its rivalry and excludability and game of strategy were not clear to some of the students. These topics can be given more attention in the class. It was observed that there were students who gave neutral responses to many questions, remedial classes and more attention during tutorials can be given for students who miss their classes.

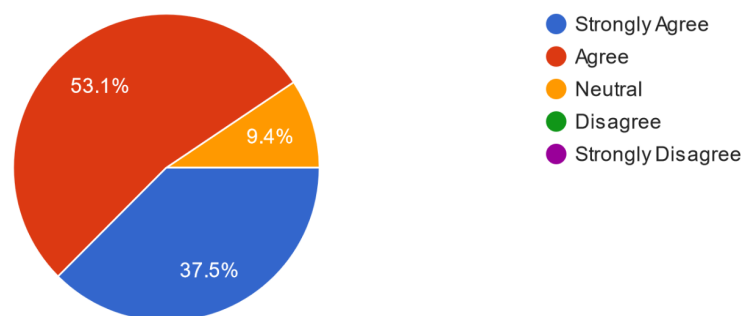
**Programme:** G.E Hons.

**Course -** Principles of Microeconomics-I

**Semester -I**

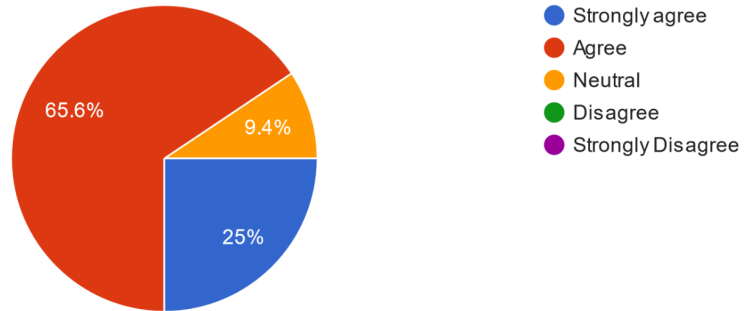
The course provided you the ability to understand and apply basic principles of microeconomics

32 responses



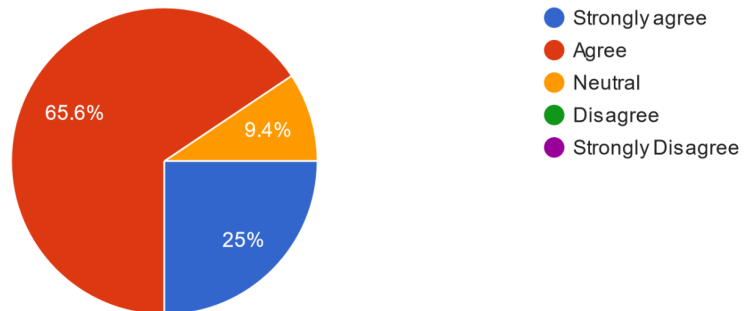
The course provided you the ability to understand the various concepts of consumer theory e.g. Indifference curve, Budget constraint, Income and substitution effects.

32 responses



The course provided you the ability to understand the various concepts of consumer theory e.g. Indifference curve, Budget constraint, Income and substitution effects.

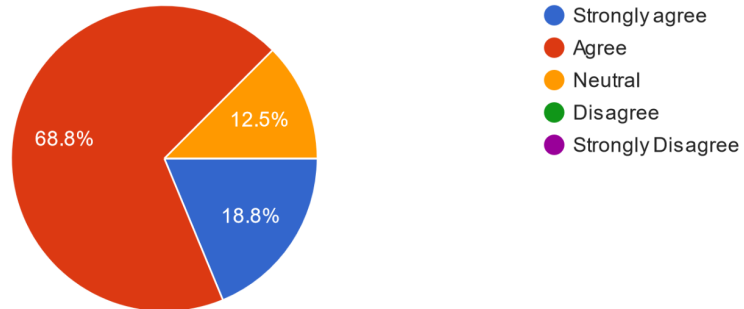
32 responses





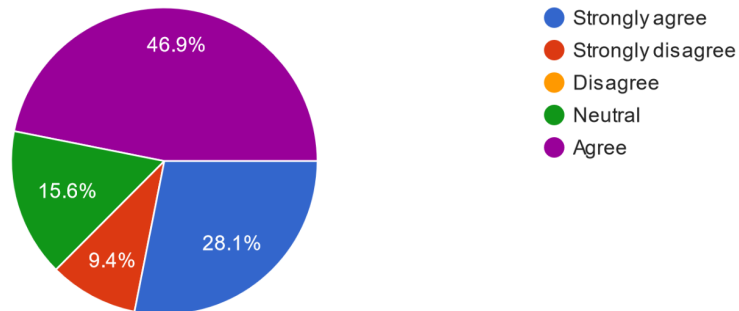
The course provided you the ability to understand the behavior of profit maximizing firms, production functions, law of variable proportions, isoquant, iso-cost lines etc.

32 responses



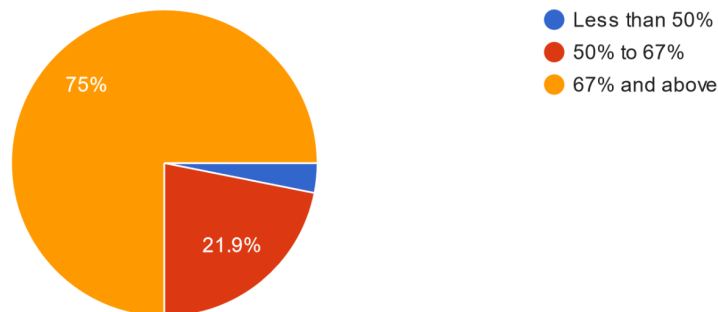
The course provided you the ability to understand and analyse the market of perfect competition and its related concepts.

32 responses



How much was your attendance in this course?

32 responses



From the given responses, it is observed that more than 90 % of the students agreed that the course provided them the ability to understand the basics of principles of microeconomics.. More than 90 % of the students agreed that they understood the concept of consumer theory e.g. Indifference curve, Budget constraint, Income and substitution effects. It was observed that about 87% of the students understood the behavior of profit maximizing firms, production functions, law of variable proportions, isoquant, iso-cost lines etc.. As per the responses more than 75% of students reported to understand and analyze the market of perfect competition and its related concepts. It was also observed that among the students who responded 75% of the students had more than 67% in attendance.

**ACTION TO BE TAKEN REPORT:**

The topics of perfect competition and its related concepts were not clear to some of the students. These topics can be given more attention in the class. It was observed that there were students who gave neutral responses to many questions, remedial classes and more attention during tutorials can be given for students who miss their classes.

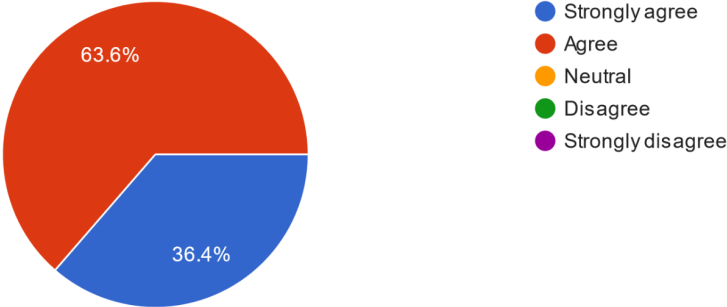
**Programme:** Value Added Course

**Course -** Financial Literacy

**Semester -** I

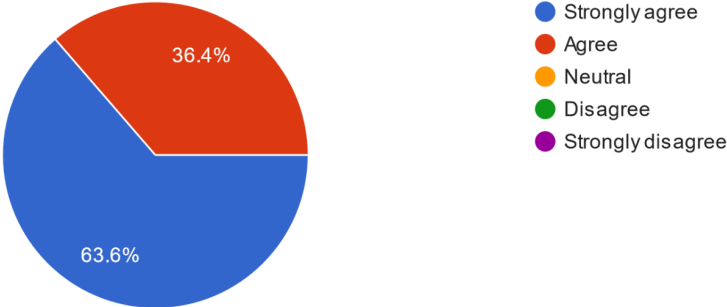
The course provided you the ability to understand the basic concepts of saving, time value of money and management of spending.

11 responses



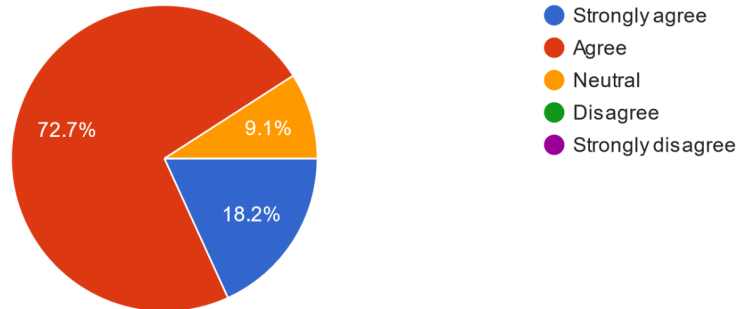
The course provided you the ability to understand different banking products, and knowledge and awareness about digital payment mechanism.

11 responses



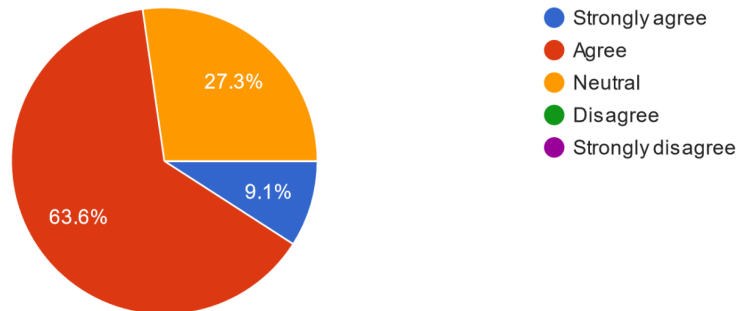
The course provided you the ability to understand the various financial products and how to choose and invest in these products.

11 responses



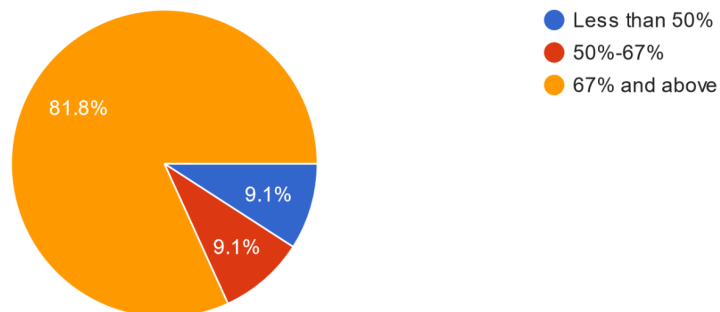
The course provided you the ability to understand the structure of personal income tax and ITR e-filing.

11 responses



How much was your attendance in this course?

11 responses



From the given responses, it is observed that all of the students agreed that the course provided them with basic concepts of saving, time value of money and management of spending.. All of the students agreed that they understood the concept of different banking products, and knowledge and awareness about digital payment mechanisms. It was observed that almost 91% of the students understood various financial products and how to choose and invest in these products. As per the responses more than 72% of students reported to understand the structure of personal income tax and ITR e-filing.. It was also observed that among the students who responded 81.8% of the students had more than 67% in attendance.

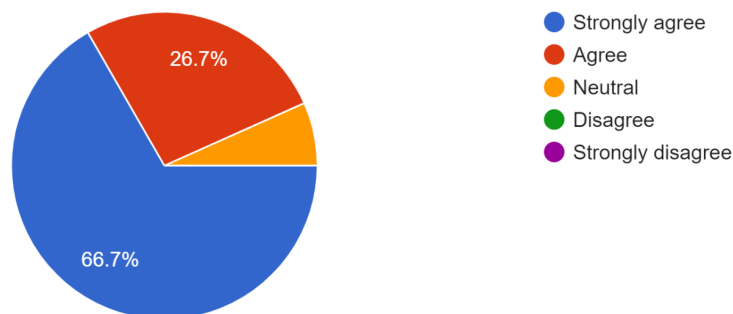
**ACTION TO BE TAKEN REPORT:**

Students were reported to be able to understand and appreciate the concepts in the course of VAC:Financial Literacy. It was observed that there were students who gave neutral responses to many questions, remedial classes and more attention during tutorials can be given for students who miss their classes.

**Programme:** B.A. Programme Major  
**Course 1-** Introductory Microeconomics  
**Semester -I**

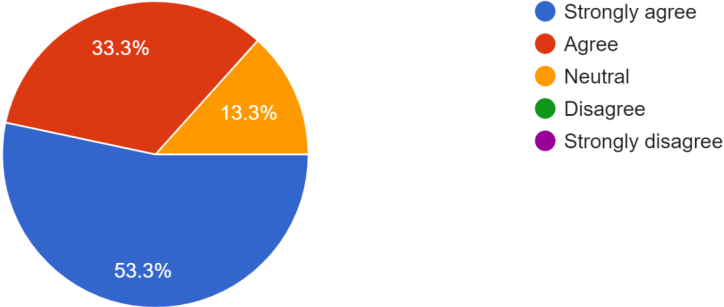
The course provided you the ability to understand the basic principles of microeconomics.

15 responses



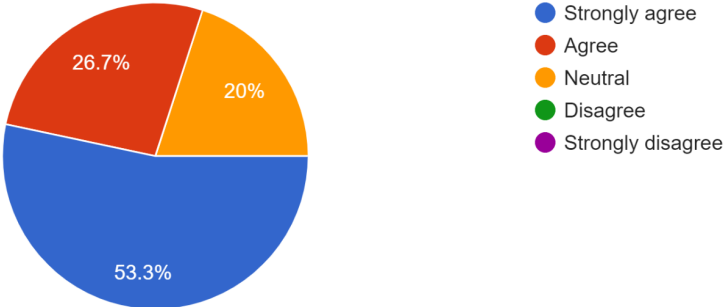
The course provided you the ability to Understand how markets work and analyze interactions between demand and supply

15 responses



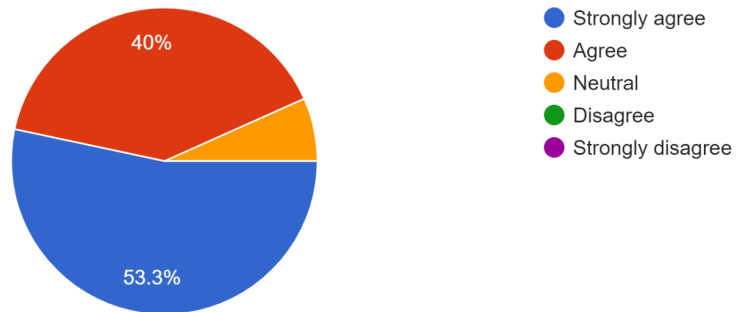
The course provided you the ability to understand the benefits of trade through comparative advantage

15 responses



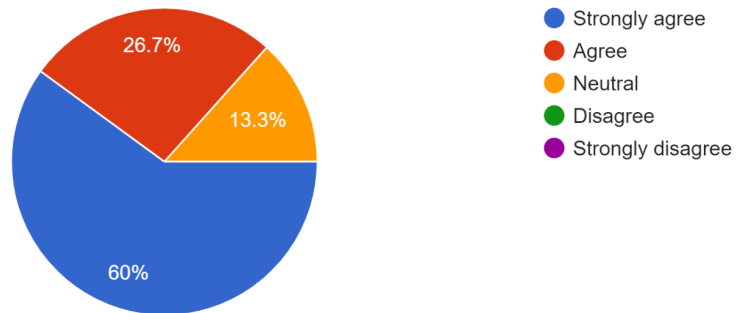
The course provided you the ability to understand the equilibrium in competitive market

15 responses



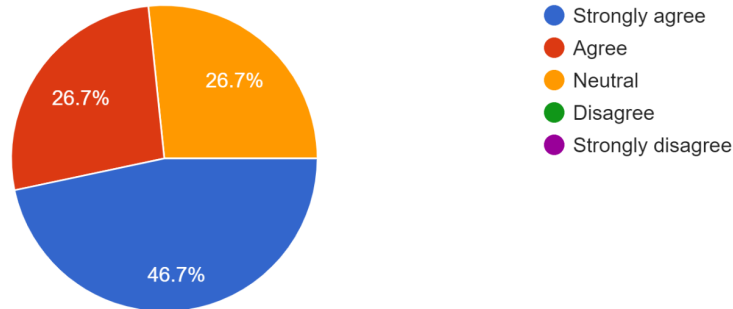
The course gave you an understanding of various elasticities of demand

15 responses



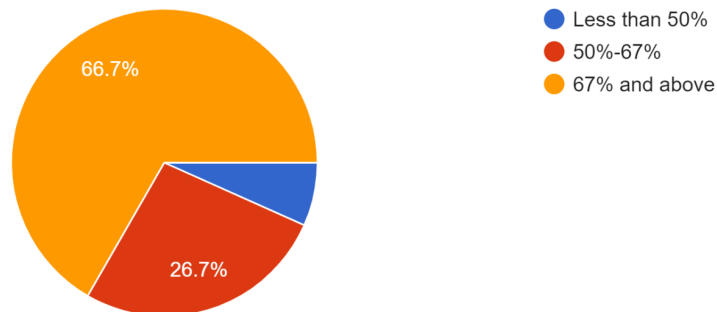
The course provided you the ability to Understand the difference between excludability and rivalrousness on the basis of which goods are classified

15 responses



How much was your attendance in this course?

15 responses



From the responses received, it is observed that more than 93 % of the students agreed that the course provided them the ability to understand the basics of principles of microeconomics. Around 86% of the students agreed to have understood the interaction between supply and demand in the market. It was also observed that more than 93% of the students agreed to have understood the concept of equilibrium in a competitive market. More than 72% of the students agreed that they understood the concept of trade and its benefits and the classification of goods according to rivalry and excludability. It was also observed that among the students who responded 66% of the students had more than 67% in attendance.

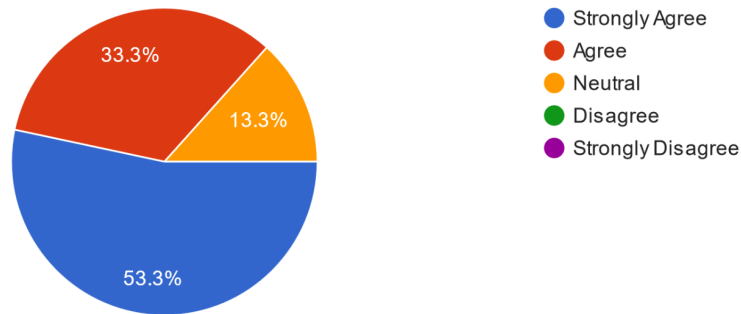
**ACTION TO BE TAKEN REPORT:**



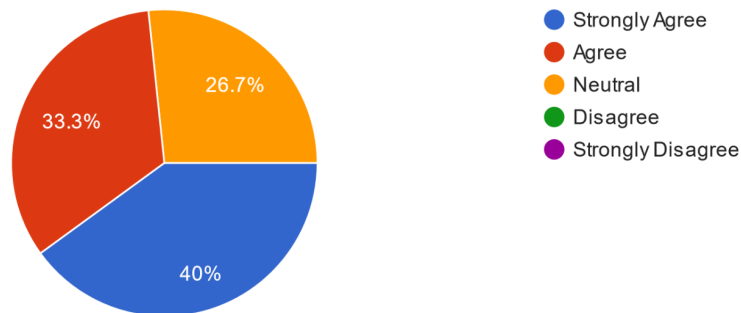
The topics of International trade and Goods categorization according to its rivalry and excludability were not clear to some of the students. These topics can be given more attention in the class. It was observed that there were students who gave neutral responses to many questions, remedial classes and more attention during tutorials can be given for students who miss their classes.

**Programme:** B.A. Programme Major  
**Course -** Basic Mathematics for Economic Analysis.  
**Semester -** I

The course provided you the ability to understand and apply the basic concepts of Mathematics  
15 responses

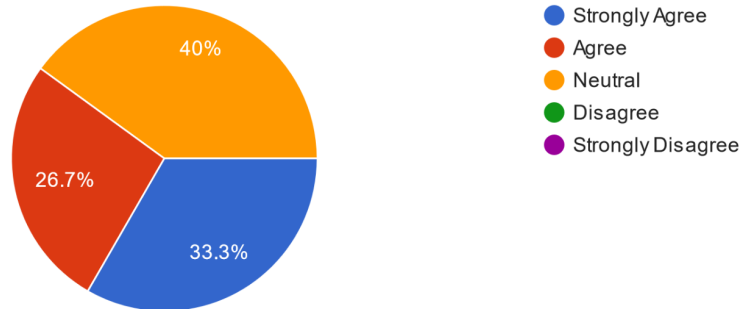


The course provided you the ability to understand the functions of one variable, polynomials, powers and exponential functions  
15 responses



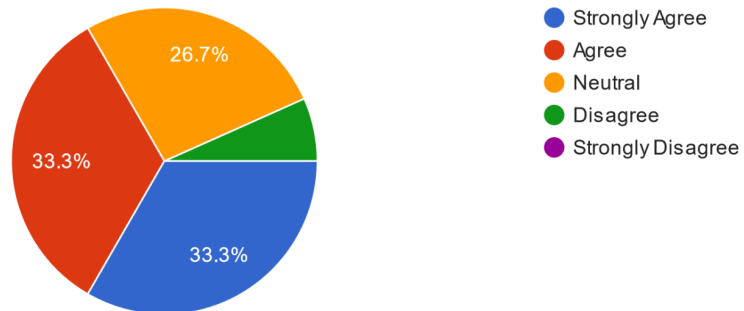
The course provided you the ability to understand and apply the differentiation of one and more variables and to solve the problem of maximisation and minimisation.

15 responses



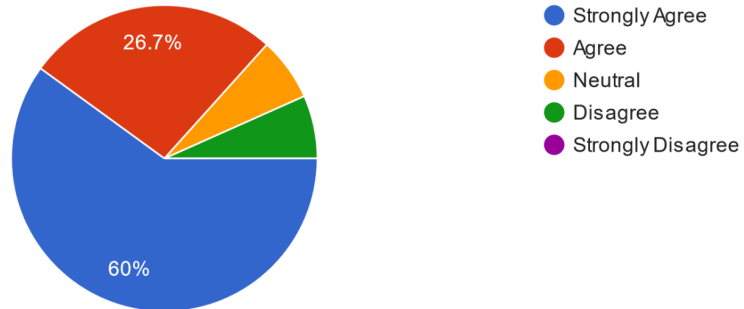
The course provided you the ability to understand and apply the various concepts of limits, continuity and series.

15 responses



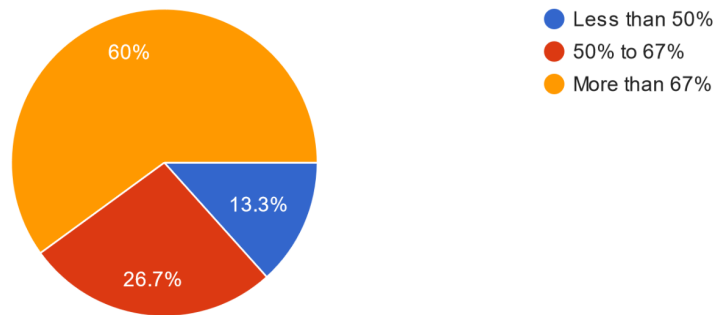
The course provided you the ability to understand and apply the concepts of linear algebra- vectors, matrices, determinants.

15 responses



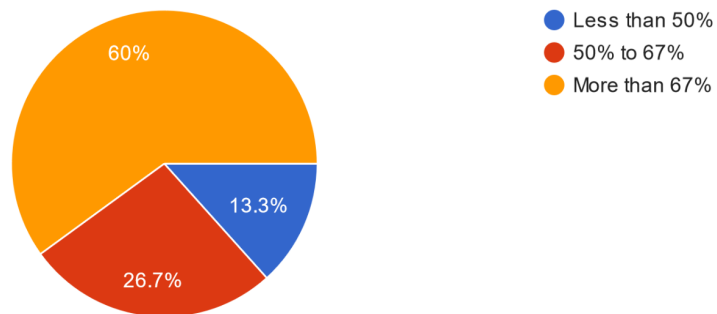
How much was your attendance in this course?

15 responses



How much was your attendance in this course?

15 responses



From the responses received, it is observed that more than 86 % of the students agreed that the course provided them the ability to understand and apply the basic concepts of Mathematics. Around 73 % of the students agreed to have understood the functions of one variable, polynomials, powers and exponential functions. It was also observed that 60% of the students understand and have learned to apply the differentiation of one and more variables and to solve the problem of maximization and minimisation. More than 66% of the students agreed that 5 of the students understood and learned to apply the various concepts of limits, continuity and series . Around 87 series concepts of linear algebra- vectors, matrices, determinants. It was also observed that among the students who responded 60% of the students had more than 67% in attendance.

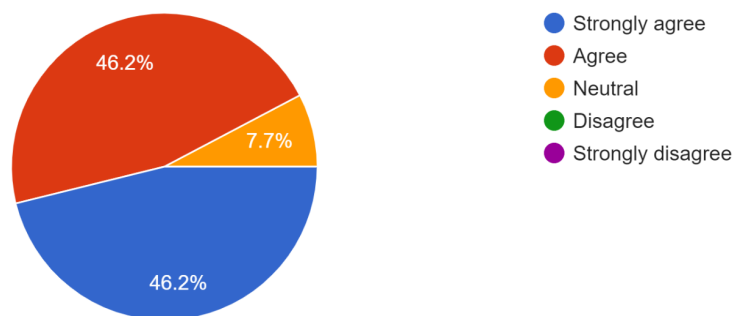
### **ACTION TO BE TAKEN REPORT:**

The topics of concepts of linear algebra- vectors, matrices, determinants and limits, continuity and series.were not clear to some of the students. These topics can be given more attention in the class. It was observed that there were students who gave neutral responses to many questions, remedial classes and more attention during tutorials can be given for students who miss their classes.

**Programme:** B.A. Programme Minor  
**Course-** Introductory Microeconomics  
**Semester -I**

The course provided you the ability to understand the basic principles of microeconomics.

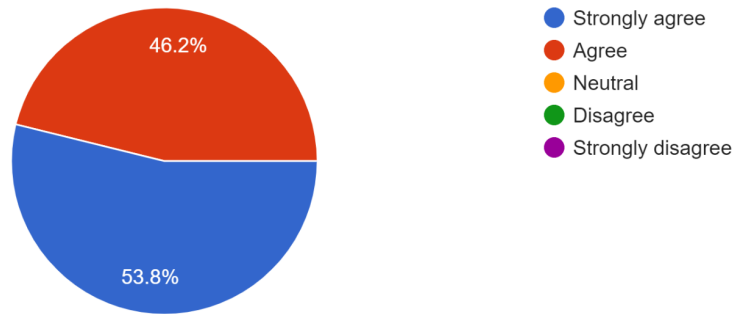
13 responses



Ni

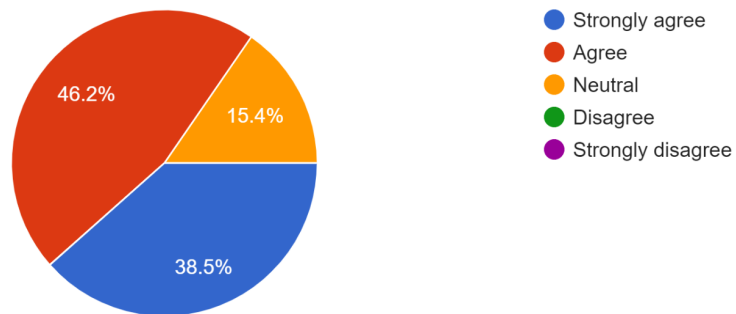
The course provided you the ability to Understand how markets work and analyze interactions between demand and supply

13 responses



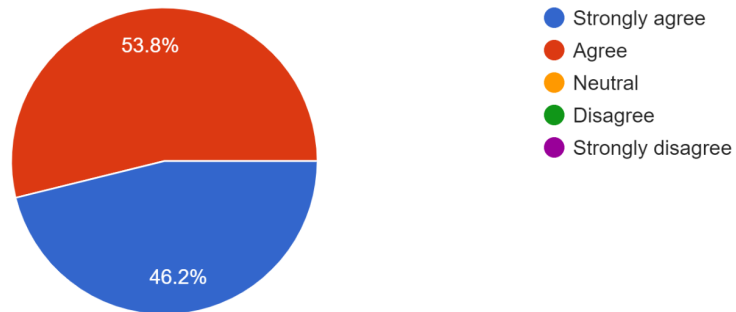
The course provided you the ability to understand the benefits of trade through comparative advantage

13 responses



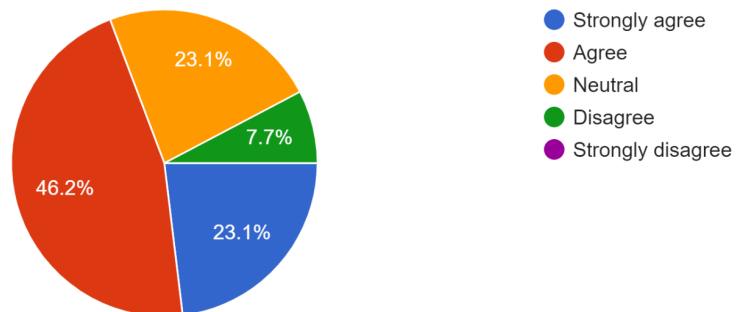
The course gave you an understanding of various elasticities of demand

13 responses



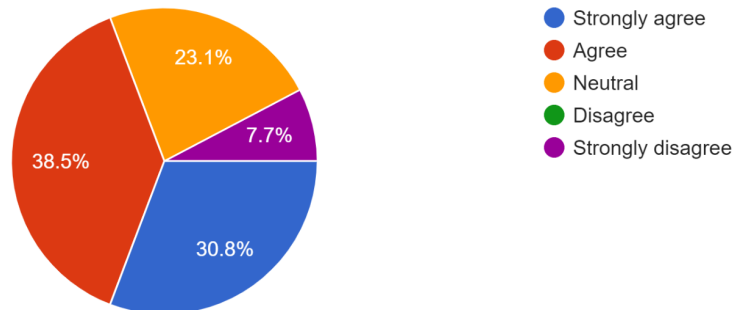
The course provided you the ability to Understand the difference between excludability and rivalrousness on the basis of which goods are classified

13 responses



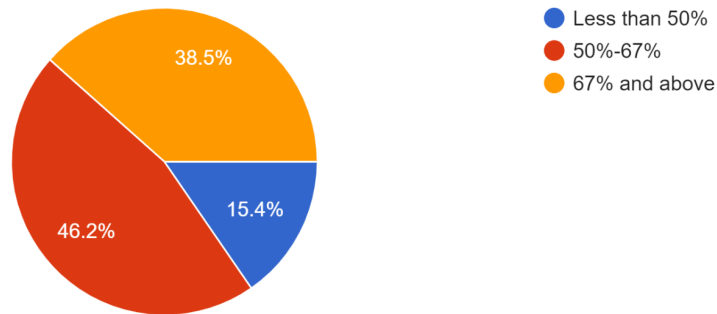
The course provided you the ability to Understand Game of strategy

13 responses



How much was your attendance in this course?

13 responses



From the given responses, it is observed that more than 92 % of the students agreed that the course provided them the ability to understand the basics of principles of microeconomics. All students agreed to have understood the interaction between supply and demand in the market. They also were clear with the concepts of elasticity of demand. More than 84 % of the students agreed that they understood the concept of trade and its benefits. It was observed that only about 69% of the students understood the classification of goods according to rivalry and excludability and also the concept of games of strategy. It was also observed that among the students who responded 38% of the students had more than 67% in attendance.

**ACTION TO BE TAKEN REPORT:**

The topics of games of strategy and Goods categorization according to its rivalry and excludability were not clear to some of the students. These topics can be given more attention in the class. It was observed that there were students who gave neutral responses to many questions, remedial classes and more attention during tutorials can be given for students who miss their classes.



**Course Exit Survey**  
**Analysis and Action Taken Report**  
**Economics Department**  
**2022-23**

**COURSE EXIT SURVEY: Analysis Report**

**Semester II**

**Academic Session: 2022-23**

Table of Contents

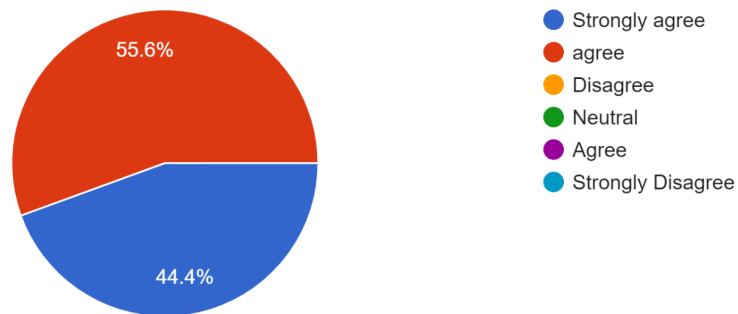
S No	Course	Page
1	Hon-	Done-RK
2	Hon-	Done-RK
3	Hon-	Done-RK
4	GE-	Done-SB
5	Prog- Basic Statistics	Done-DR
6	Prog- Major Basic Mathematics for Economics	Done- SB
7	Prog- Minor Introductory macroeconomics	Done- DR
8	SEC- Basic IT Tools	Done-SB
9	VAC- Financial Literacy	Done-

Programme B.A(Hons.) Economics II Semester

Course1: DSC-4-Introductory Macroeconomics

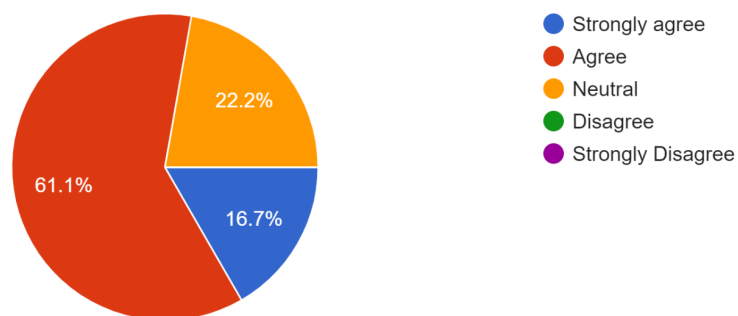
The course provided you the ability to Understand the concept of National Income and the measurement of national income.

18 responses



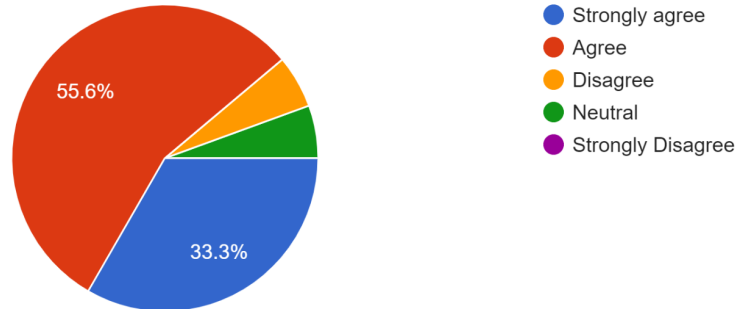
The course provided you the ability to understand the concept of inflation and how does it affect the economy?

18 responses



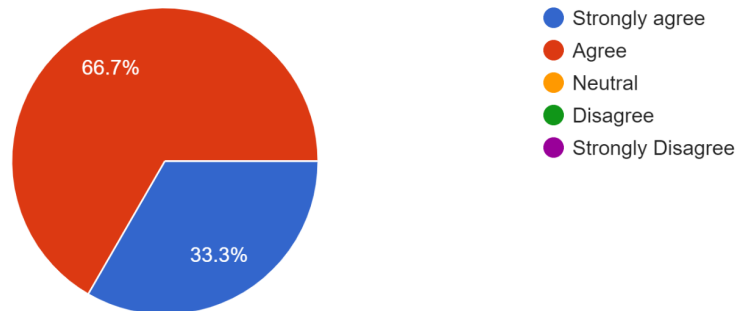
The course provided you the ability to understand how change in real balances affect the position of LM curve.

18 responses



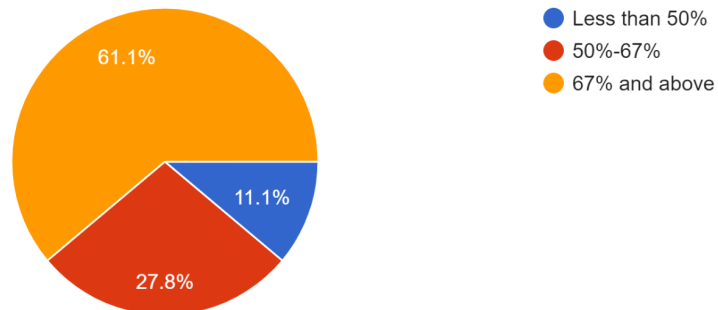
The course provided you the ability to analyse how money market and goods market interact and the determination of GDP in the short run.

18 responses



How much was your attendance in this course?

18 responses



From the responses received, it is observed that all the students agreed that the course provided them the ability to understand the difference between the concept of national income and the measurement of national income and 77.8 % able to understand the concept of inflation and how it affects the economy. Almost 88.9 % of the students agreed that the course provided them the understanding of how change in real balances affect the position of LM curve and all the students are able to analyze how money market and goods market interact and the determination of GDP in the short run. It was also observed that among the students who responded 88.9% of the students had more than 67% in attendance.

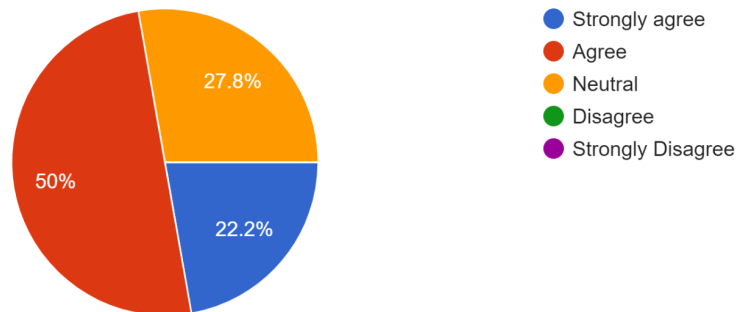
**ACTION TO BE TAKEN REPORT:**

The topics of probability theory, random variables, standard normal distribution and hypothesis testing were not clear to some of the students. These topics can be given more attention in the class. It was observed that there were students who gave neutral responses to many questions, remedial classes and more attention during tutorials can be given for students who miss their classes.

**Course2: DSC-5-Intermediate Mathematical Methods for Economics**

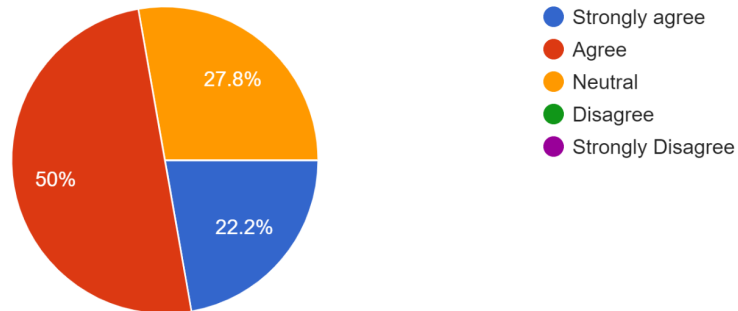
The course provided you the ability to understand the functions of several variables and tools of comparative statics

18 responses



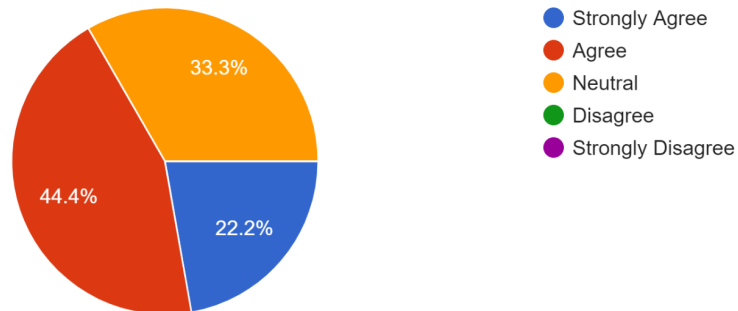
The course provided you the ability to understand and solve the problem of multi-variable optimisation.

18 responses



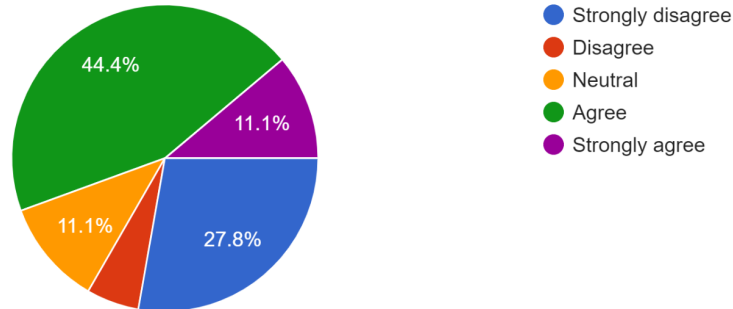
The course provided you the ability to understand and apply the geometric properties of functions its economic interpretations.

18 responses



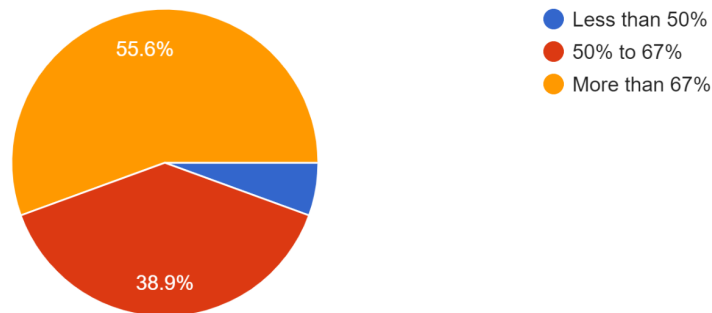
The course provided you the ability to understand and apply the matrix representation and elementary operations its economic interpretations.

18 responses



How much was your attendance in this course?

18 responses



From the responses received, it is observed that 72.2 % agreed that the course provided them the ability to understand the functions of several variables and tools of comparative statics and to understand the concept to solve the problem of multivariable optimisation. Almost 66.6 % of the students agreed that the course provided them the ability to understand and apply the geometric properties of functions and its economic interpretations. It was also observed that almost 72.2% had the ability to understand and apply the matrix representation and elementary operations and its economic interpretations. It was also observed that among the students who responded 92.5% of the students had more than 67% in attendance.

#### **ACTION TO BE TAKEN REPORT:**

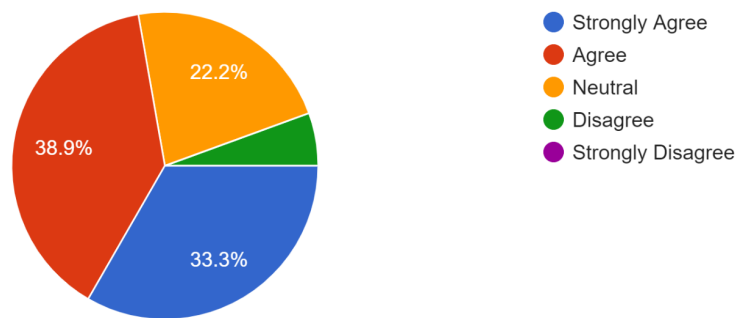
The topics of probability theory, random variables, standard normal distribution and hypothesis testing were not clear to some of the students. These topics can be given more attention in the class. It was observed that there were students who gave neutral responses to many questions,

remedial classes and more attention during tutorials can be given for students who miss their classes.

### Course3: DSC-6-Intermediate Statistics for Economics

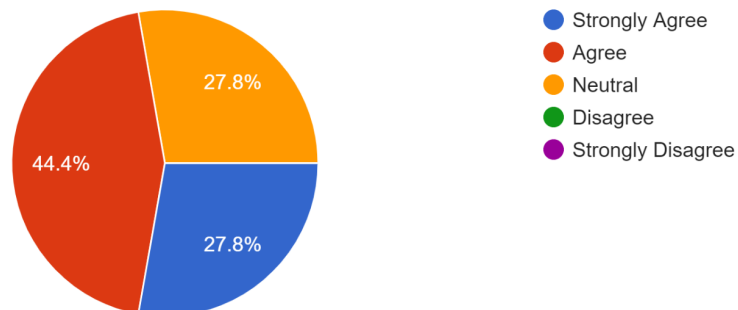
The course provided you the ability to understand the concept of sampling distribution

18 responses



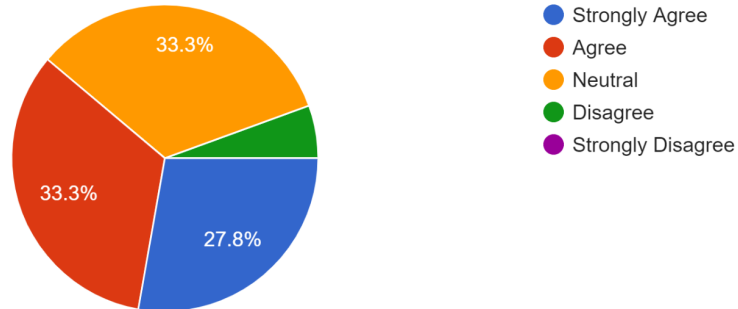
The course provided you the ability to understand the concept of point estimator and point estimate

18 responses



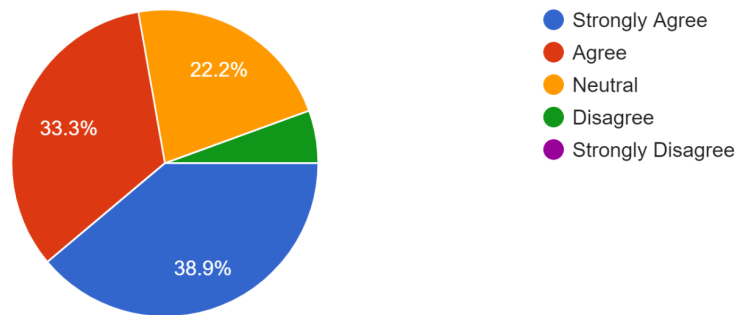
The course helped you differentiate between Type I Error and Type II Error

18 responses



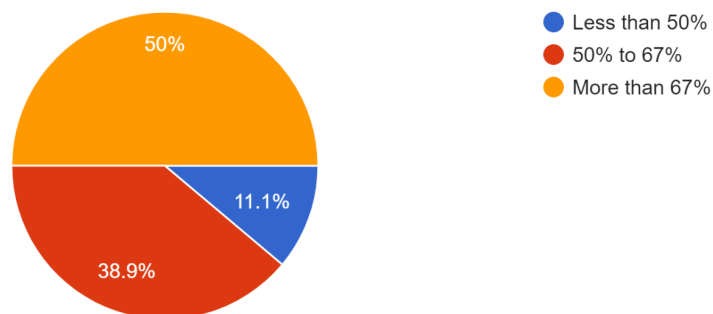
The course provided you the knowledge to differentiate and understand null and alternative hypothesis

18 responses



How much was your attendance in this course?

18 responses





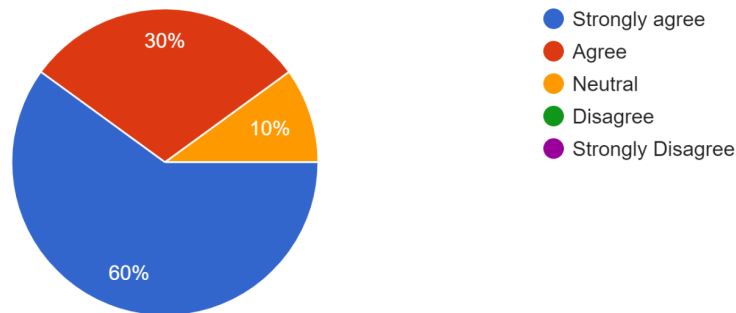
From the responses received, it is observed that 72.2 % of the students agreed that the course provided them the ability to understand the concept of sampling distribution . Almost 72.2% of the students agreed that the course provided them with an understanding to understand the concept of point estimator and point estimate. It was seen that more than 50% of the class was able to understand the concepts of errors. It was also observed that almost 72.2 % of the students agreed to have understood the concept of hypothesis testing. It was also observed that among the students who responded 88.9 % of the students had more than 50% in attendance.

**ACTION TO BE TAKEN REPORT:**

The topics of probability theory, random variables, standard normal distribution and hypothesis testing were not clear to some of the students. These topics can be given more attention in the class. It was observed that there were students who gave neutral responses to many questions, remedial classes and more attention during tutorials can be given for students who miss their classes.

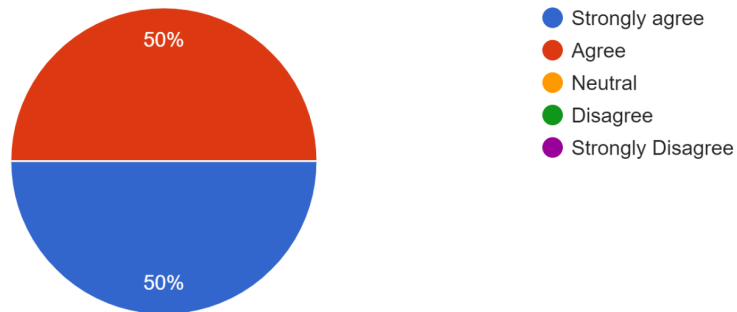
**Programme:** B.A. (P) Major  
**Course 1-** Basic Statistics  
**Semester -II**

The course provided me with the knowledge to understand the difference between population and sample  
10 responses



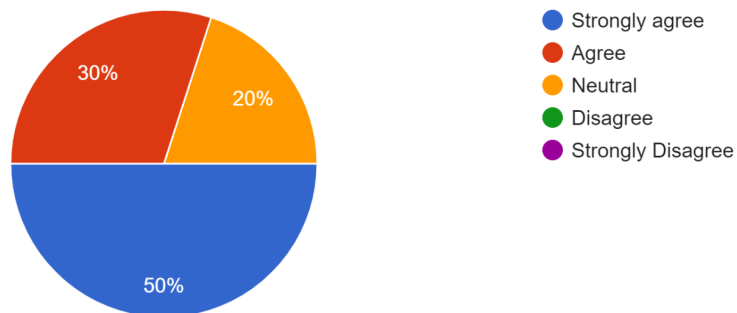
The course provided the understanding of the concept of probability

10 responses



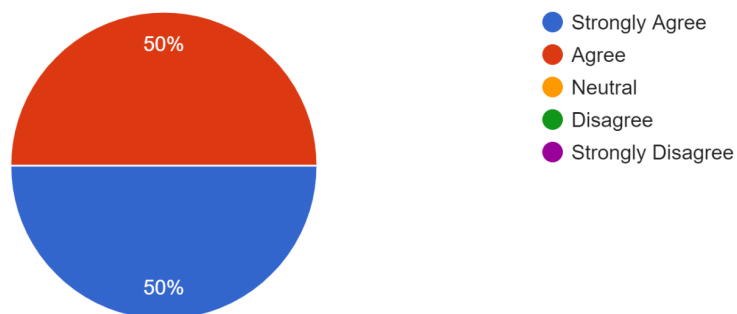
The course provided me the ability to understand the concept of hypothesis testing

10 responses



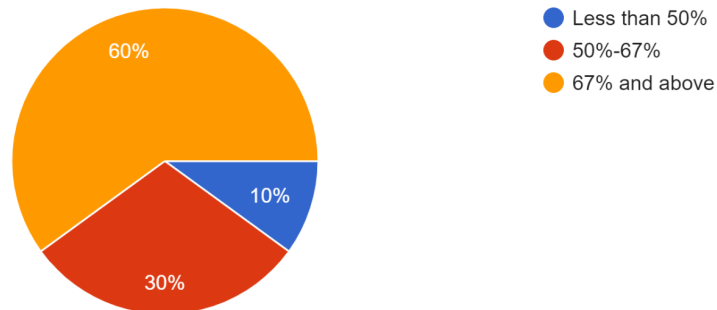
The course provided me with the knowledge of Normal Distribution

10 responses



How much was your attendance in this course?

10 responses



From the responses received, it is observed that 72.2 % of the students agreed that the course provided them the ability to understand the difference between the population and sample. 100% of the students agreed that the course provided them the understanding of the probability and normal distribution. It was also observed that almost 80% of the students agreed to have understood the concept of hypothesis testing. It was also observed that among the students who responded 90% of the students had more than 50% in attendance.

**ACTION TO BE TAKEN REPORT:**

The topics of probability theory, random variables, standard normal distribution and hypothesis testing were not clear to some of the students. These topics can be given more attention in the class. It was observed that there were students who gave neutral responses to many questions, remedial classes and more attention during tutorials can be given for students who miss their classes.

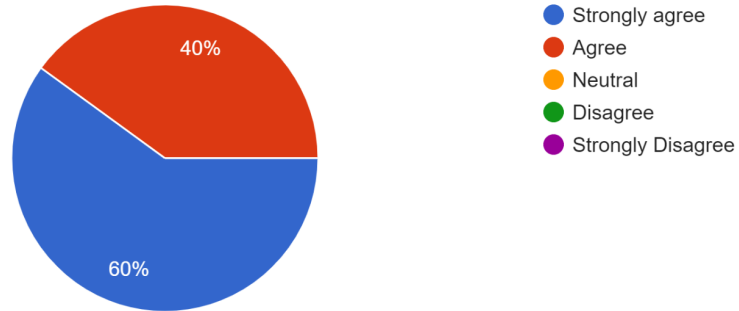
**Programme:** B.A. (P) Minor

**Course II-** Introductory Macroeconomics

**Semester -I**

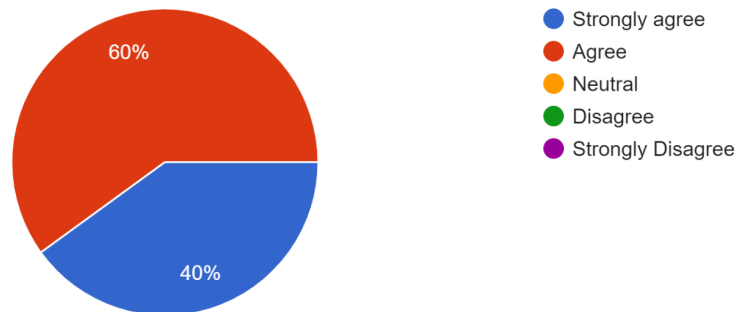
The course provided you the ability to Understand the concept of National Income and the measurement of national income.

10 responses



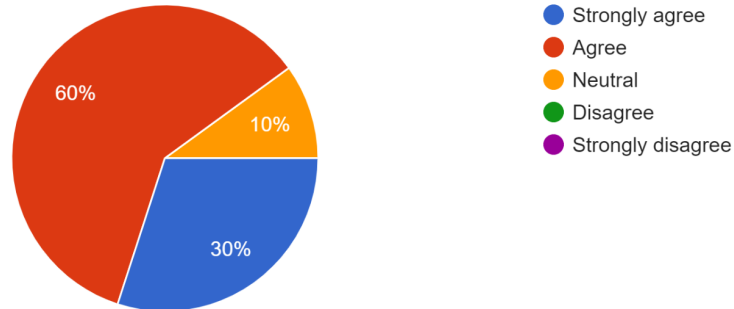
The course provided you the ability to understand the concept of inflation and how does it affect the economy?

10 responses



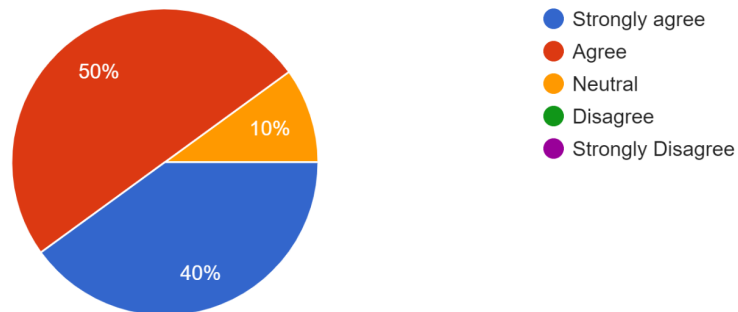
The course provided you the ability to understand how change in real balances affect the position of LM curve.

10 responses



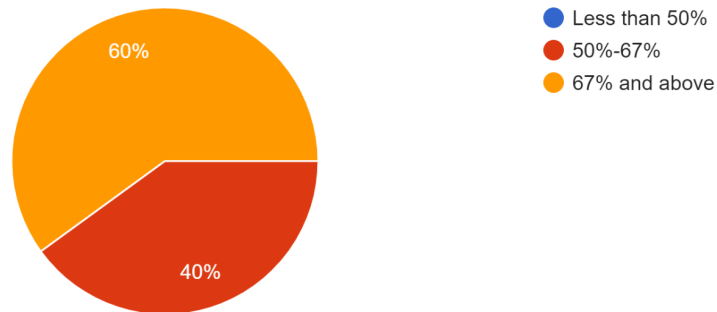
The course provided you the ability to analyse how money market and goods market interact and the determination of GDP in the short run.

10 responses



How much was your attendance in this course?\*\*\*

10 responses



From the responses received, it is observed that 100 % of the students agreed that the course provided them the ability to understand the difference between the concept of national income and the measurement of national income and the concept of inflation and how it affects the economy. 90% of the students agreed that the course provided them the understanding of how change in real balances affect the position of LM curve and to analyze how money market and goods market interact and the determination of GDP in the short run. It was also observed that among the students who responded 60% of the students had more than 67% in attendance.

**ACTION TO BE TAKEN REPORT:**

The topics of probability theory, random variables, standard normal distribution and hypothesis testing were not clear to some of the students. These topics can be given more attention in the class. It was observed that there were students who gave neutral responses to many questions, remedial classes and more attention during tutorials can be given for students who miss their classes.

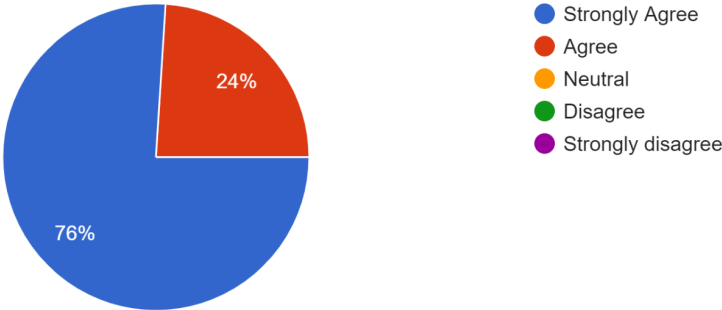
**Programme:** SEC

**Course I-** Basic IT Tools

**Semester -II**

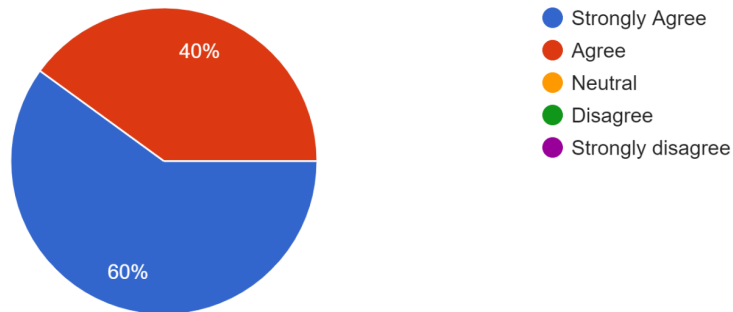
The course provided you practical experience in data entry in Excel Worksheets and to save the same

25 responses



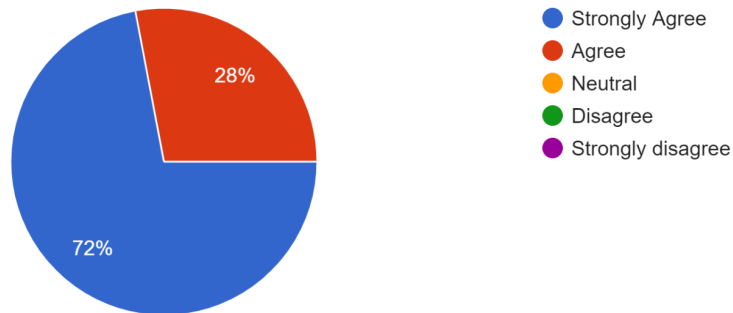
The Course provided you the ability to use Pivot Table to analyse data

25 responses



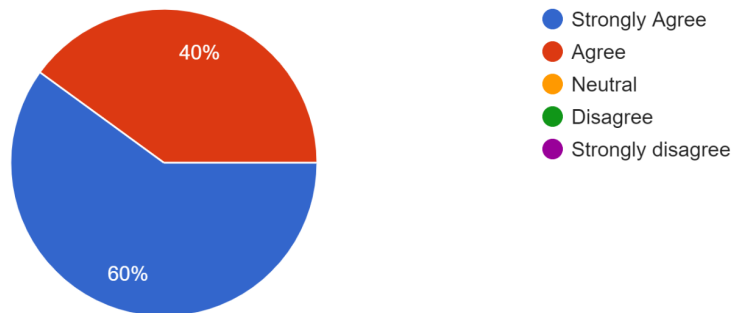
The Course provided you with knowledge to protect your data in Excel Worksheets

25 responses



The Course provided you the basic skills to work in Microsoft Word documents

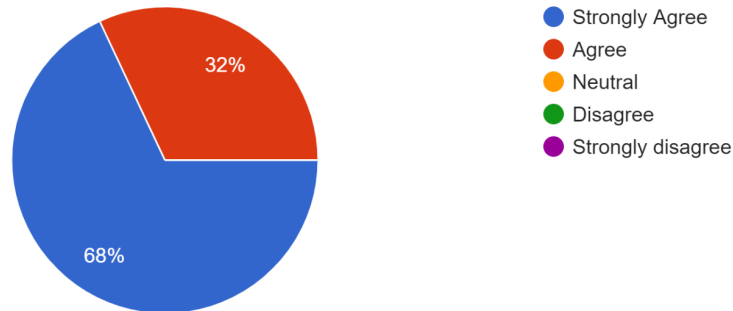
25 responses





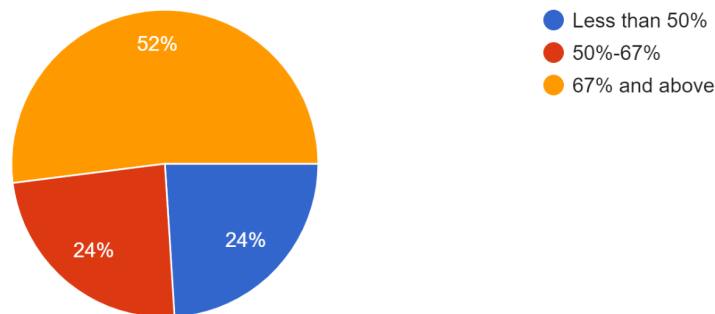
The Course provided you with the knowledge of using useful functions for making calculations in Excel

25 responses



How much was your attendance in this course?

25 responses



From the responses received, it is observed that all students agreed that the course provided them the ability to understand the operation of computers and understanding of basic IT tools . 100% of the students agreed that the course provided them the understanding of the pivot table to analyze tables . It was also observed that all the students agreed to have understood the concept of excel worksheet to protect files and be able to operate excel for calculation. It was also observed that among the students who responded 90% of the students had more than 50% in attendance.

#### **ACTION TO BE TAKEN REPORT:**

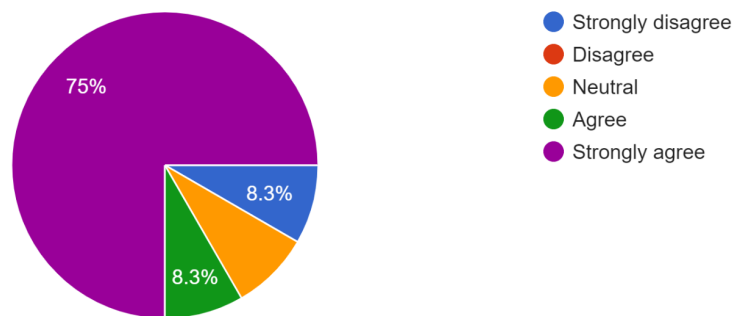
The topics of probability theory, random variables, standard normal distribution and hypothesis testing were not clear to some of the students. These topics can be given more attention in the class. It was observed that there were students who gave neutral responses to many questions,

remedial classes and more attention during tutorials can be given for students who miss their classes.

**Programme:** B.A. (P) Minor  
**Course I-** Introductory Macroeconomics  
**Semester -II**

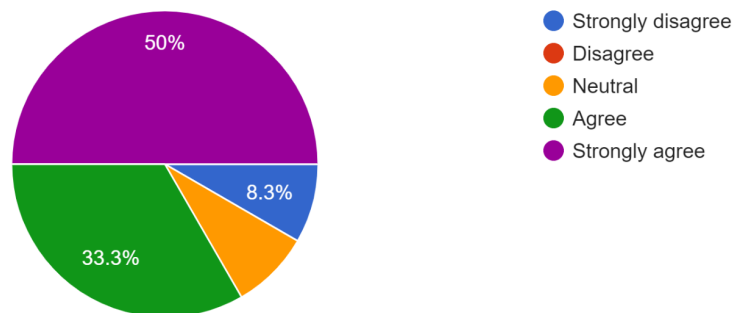
The course provided you the ability to Understand the concept of National Income and the measurement of national income.

12 responses



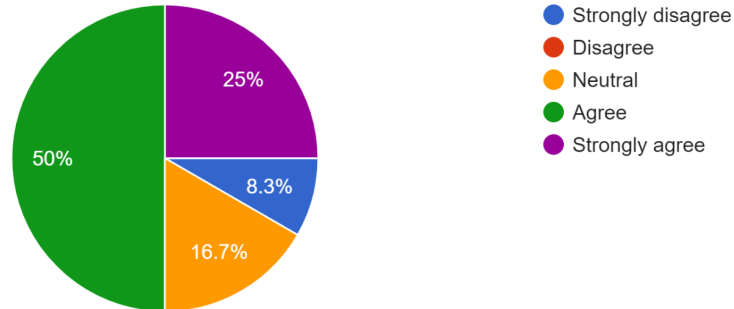
The course provided you the ability to understand the concept of inflation and how does it affect the economy?

12 responses



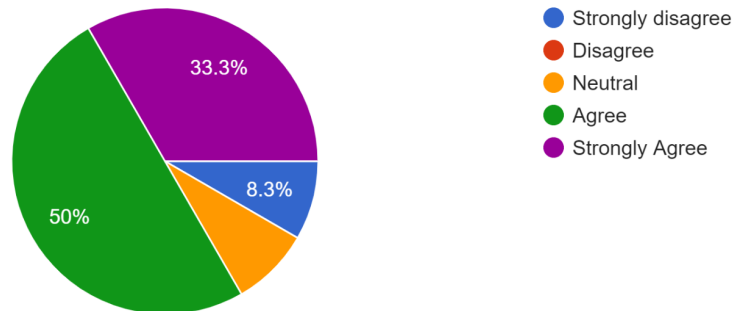
The course provided you the ability to understand how change in real balances affect the position of LM curve.

12 responses



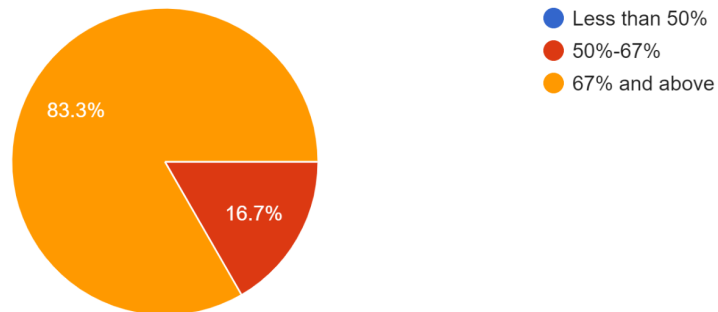
The course provided you the ability to analyse how money market and goods market interact and the determination of GDP in the short run.

12 responses



How much was your attendance in this course?\*

12 responses



From the responses received, it is observed that 83.3 % of the students agreed that the course provided them the ability to understand the difference between the concept of national income and the measurement of national income and the concept of inflation and how it affects the economy. Almost 75% of the students agreed that the course provided them the understanding of how change in real balances affect the position of LM curve and 83.3 % able to analyze how money market and goods market interact and the determination of GDP in the short run. It was also observed that among the students who responded 83.3% of the students had more than 67% in attendance.

**ACTION TO BE TAKEN REPORT:**

The topics of probability theory, random variables, standard normal distribution and hypothesis testing were not clear to some of the students. These topics can be given more attention in the class. It was observed that there were students who gave neutral responses to many questions, remedial classes and more attention during tutorials can be given for students who miss their classes.

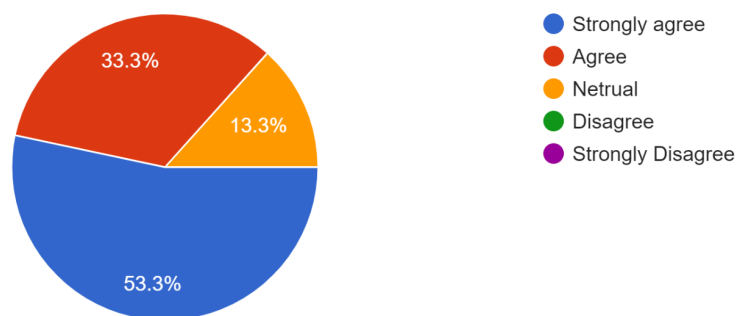
**Programme:** GE

**Course 1-** Principles of Macroeconomics

**Semester -II**

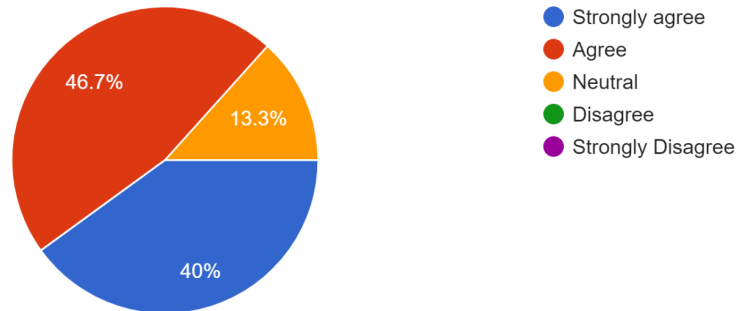
The course provided you the ability to Understand the concept of National Income and the measurement of national income.

15 responses



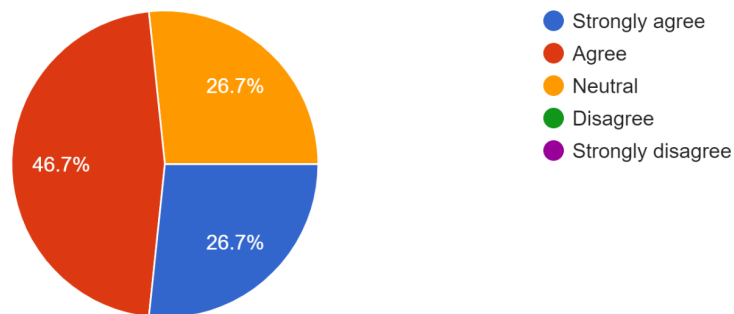
The course provided you the ability to understand the concept of inflation and how does it affect the economy?

15 responses



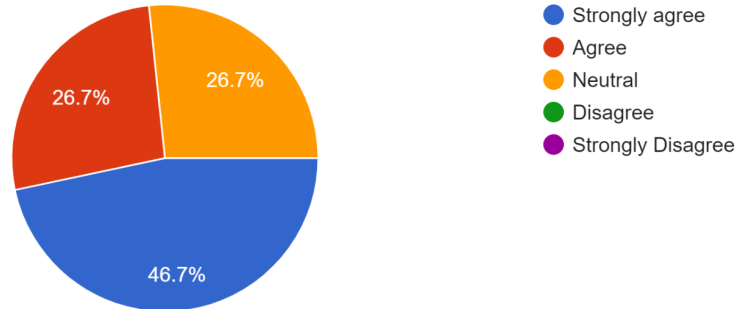
The course provided you the ability to understand how change in real balances affect the position of LM curve.

15 responses



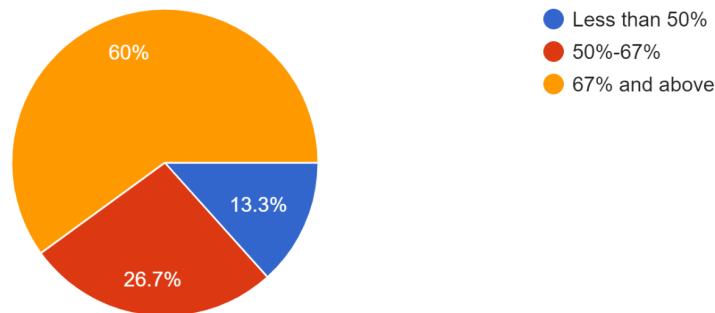
The course provided you the ability to analyse how money market and goods market interact and the determination of GDP in the short run.

15 responses



How much was your attendance in this course?\*\*\*

15 responses



From the responses received, it is observed that 86.6 % of the students agreed that the course provided them the ability to understand the difference between the concept of national income and the measurement of national income and 86.7 % able to understand the concept of inflation and how it affects the economy. Almost 73.4 % of the students agreed that the course provided them the understanding of how change in real balances affect the position of LM curve and 73.4 % able to analyze how money market and goods market interact and the determination of GDP in the short run. It was also observed that among the students who responded 86.7% of the students had more than 67% in attendance.

#### **ACTION TO BE TAKEN REPORT:**

The topics of probability theory, random variables, standard normal distribution and hypothesis testing were not clear to some of the students. These topics can be given more attention in the class. It was observed that there were students who gave neutral responses to many questions,

remedial classes and more attention during tutorials can be given for students who miss their classes.

**Course Exit Survey**  
**Analysis and Action Taken Report**  
**Economics Department**  
**2022-23**

**COURSE EXIT SURVEY: Analysis Report**

**Semester 3**

**Academic Session: 2022-23**

Table of Contents

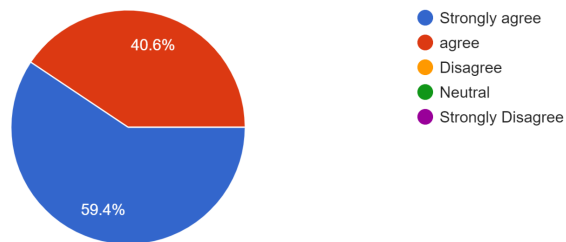
S No	Course	Page
1	Hons.: Intermediate Microeconomics-I	Done by DS
2	Hons.: Intermediate Macroeconomics-I	Done by DS
3	Hons.: Statistical Methods for Economics	Done by DS
4	SEC: Data Analysis	Done by DS
5	GE: Indian Economy-1	Done by AK and SH
6	Prog.: Macroeconomics-1	Done by AK and SH
7	SEC: Understanding Union Budget and Economic Survey 2022-23	Not enough responses.



## Course 1: Intermediate Microeconomics-I

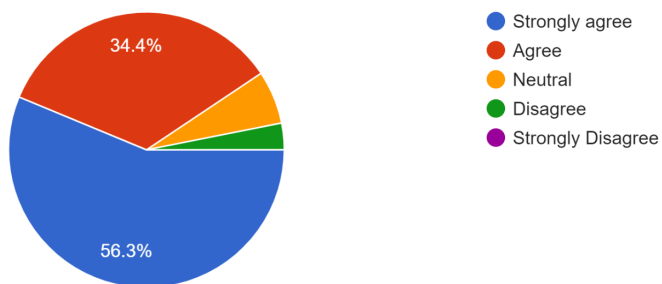
The course provided you the ability to understand the basic axioms of Intermediate Microeconomics.

32 responses



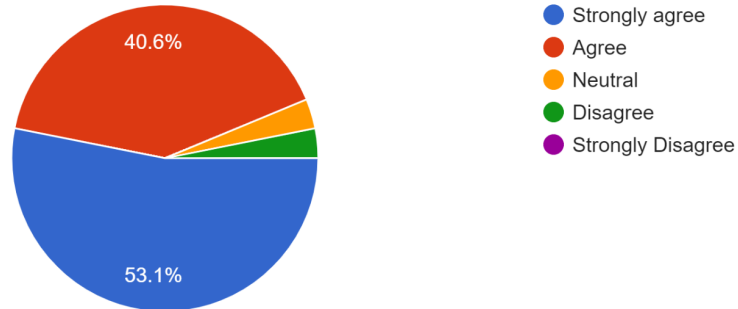
The course provided you the ability to Apply microeconomics concepts to evaluate the rationality and optimize the maximum preferences with the help of Utility function.

32 responses



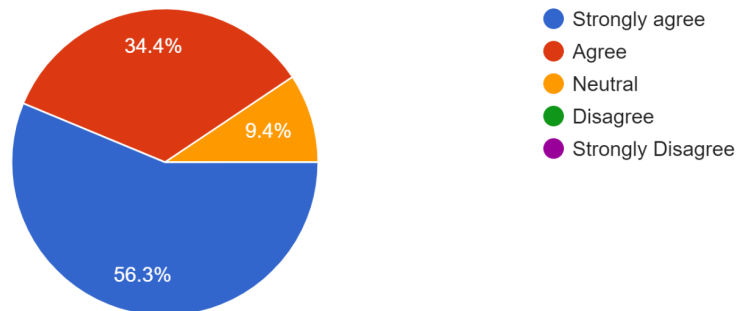
The course provided you the ability to Understand the technical aspects of the economic concepts relating to Slutsky (income and substitution effect...eory, the supply decision, firm and industry supply.

32 responses



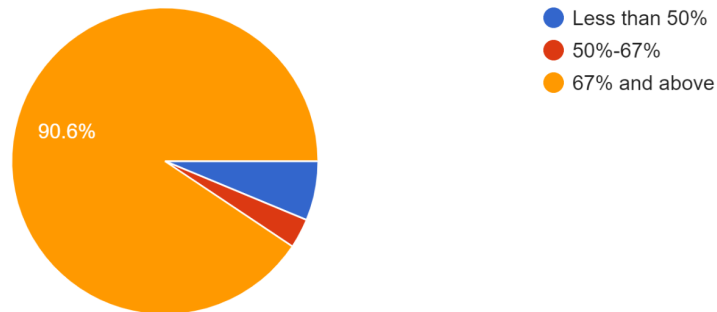
The course provided you the ability to Analyze and understand the process of profit maximization and cost minimization

32 responses



How much was your attendance in this course?

32 responses



From the given responses, it is observed that almost 100% of the students strongly agreed and agreed that they understood the basic axioms and principles of Intermediate Microeconomics-1 and 90% of them could apply those concepts to evaluate and optimize the maximum preferences with the help of Utility function. Around 93 % strongly agreed and agreed that they could understand the technical aspects of the economic concepts relating to Slutsky (income and substitution effects) decomposition, production theory, the supply decision, firm and industry supply. Around 89 % of the students could understand the evaluation process of profit maximization and cost minimization. It is also observed that students had an interest in the paper as 91 % of students had more than 67% of attendance.

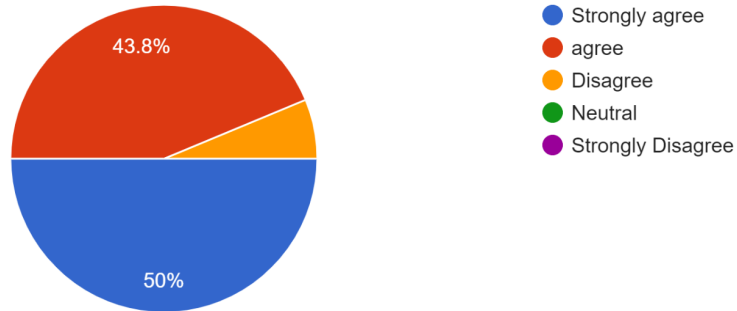
#### **ACTION TO BE TAKEN REPORT:**

For the moderate responses, topics will be discussed more with the students in tutorials. For the weak students, special classes will be held to discuss important questions with them. Measures will be taken to make the subject more engaging and appealing to the students in order to ensure higher attendance on their part. Advanced learners will also be highlighted for more comprehensive and detailed engagement with certain topics and subjects. Assessments would also be done at regular intervals.

## Course 2: Intermediate Macroeconomics-I

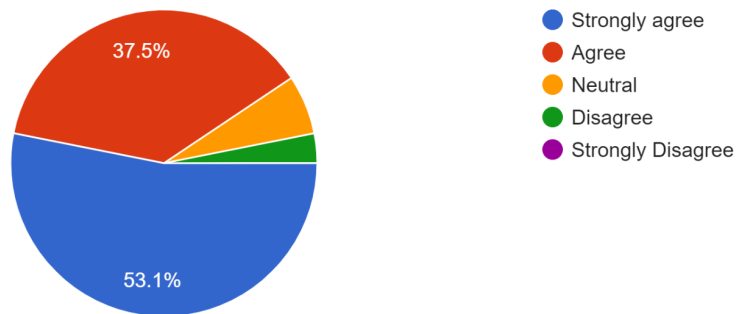
The course provided you the ability to understand how the labour market works?

32 responses



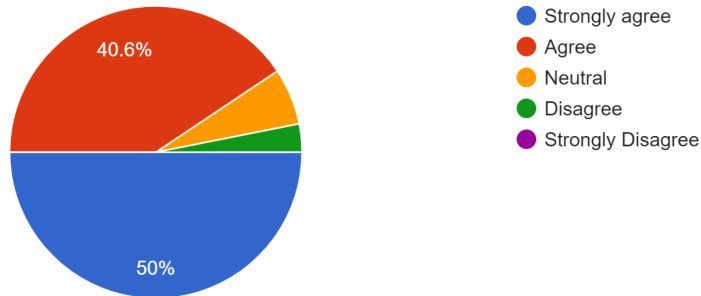
The course provided you the ability to analyse the factors that affect aggregate demand and aggregate supply. How do demand factors and supply factors affect the economy in the short run and medium run?

32 responses



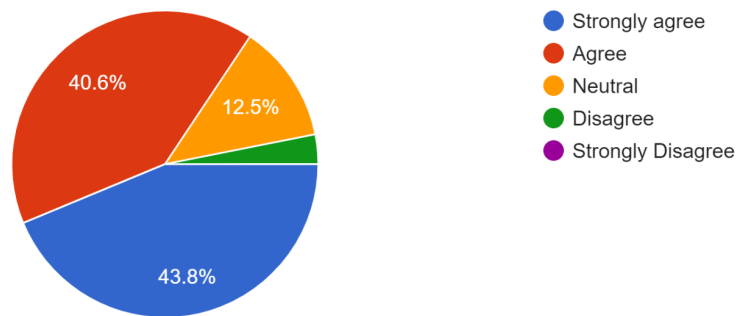
The course provided you the ability to understand if there is any trade-off between inflation and unemployment. How do expectations affect this trade-off and thereby economy?

32 responses



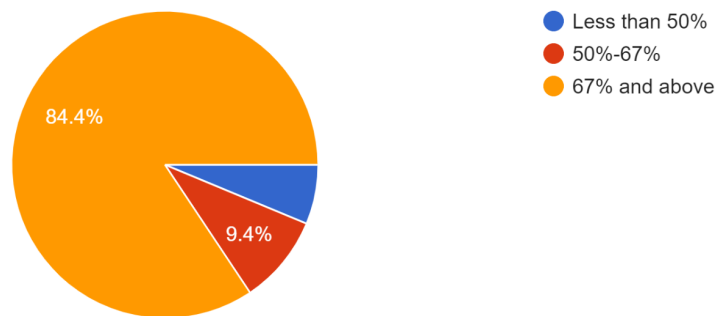
The course provided you the ability to understand how consumption and investment functions are determined? Understand different factors affecting demand for money.

32 responses



How much was your attendance in this course?\*

32 responses



From the given responses, it is observed that 94% of the students agreed that they understood the working of the labour market. Around 90 % could analyse the dynamics of the various factors that affect aggregate demand and supply side of the economy in the short and medium run. The majority of students (90%) were able to understand the concept and its dynamics relating to the trade-off between inflation and unemployment. Almost 83 % of the students had an understanding about the determination of consumption and investment functions. It is also observed that students had an interest in the paper as 84 % of students had more than 67% of attendance.

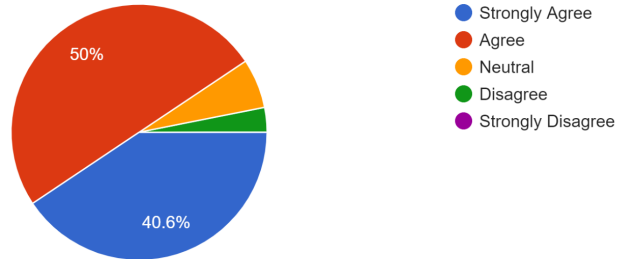
**ACTION TO BE TAKEN REPORT:**

For the moderate responses, topics will be discussed more with the students in tutorials. For the weak students, special classes will be held to discuss important questions with them. Measures will be taken to make the subject more engaging and appealing to the students in order to ensure higher attendance on their part. Assessments would also be done at regular intervals.

## Course 3: Statistical Methods for Economics

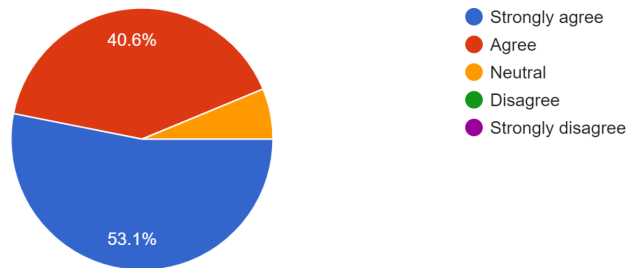
The course provided you the ability to Understand the difference between descriptive and inferential statistics

32 responses



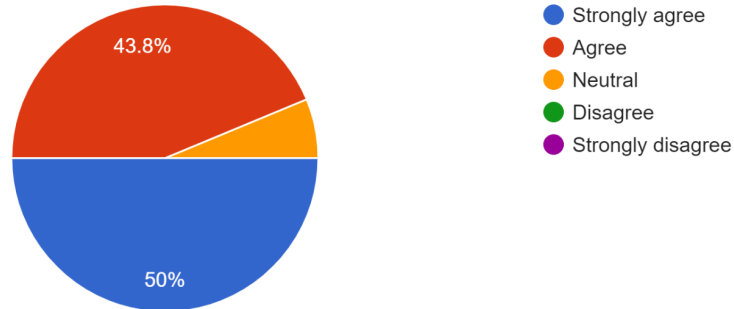
The course provided you the ability to understand the concept of sampling distribution

32 responses



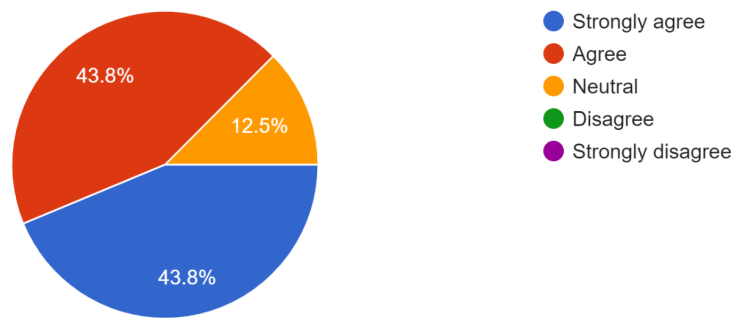
The course provided you understanding of probability distribution for discrete and continuous distributions

32 responses



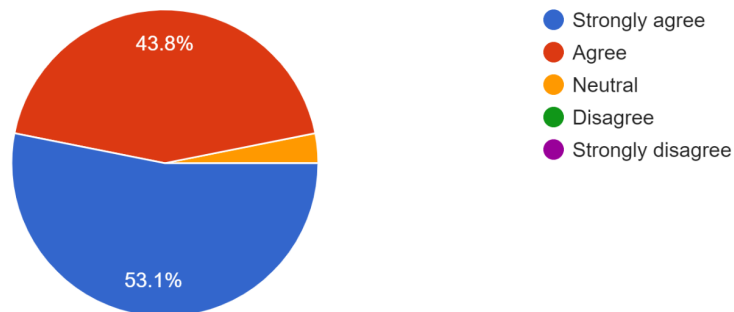
The course provided you the ability to Understand the difference between parameter and estimator

32 responses



The course provided you the ability to Apply statistical knowledge to solve the problems of hypothesis testing

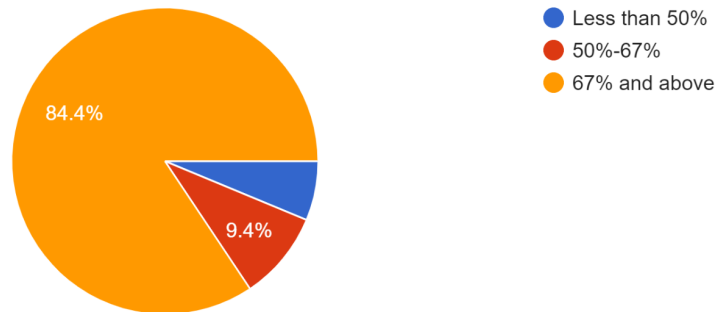
32 responses





How much was your attendance in this course?\*

32 responses



From the given responses, it is observed that 91 % of the students strongly agreed and agreed that they had the ability to understand the difference between descriptive and inferential statistics and almost 94 % had the understanding of the concept of sampling distribution. Around 88 % could understand the difference between parameter and estimator and 95 % could apply statistical knowledge to solve the problems of hypothesis testing. It is also observed that students had an interest in the paper as 84 % of students had more than 67% of attendance.

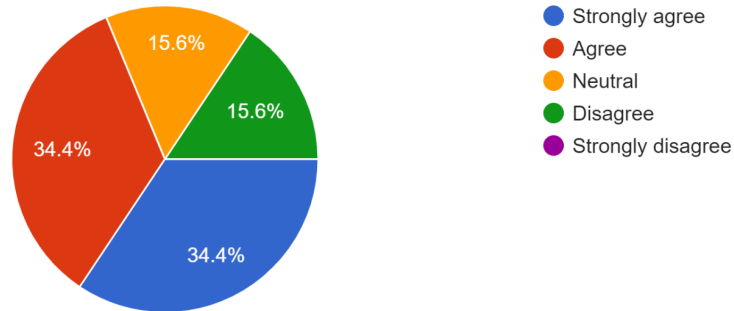
#### **ACTION TO BE TAKEN REPORT:**

For the moderate responses, topics will be discussed more with the students in tutorials. For the weak students, special classes will be held to discuss important questions with them. Measures will be taken to make the subject more engaging and appealing to the students in order to ensure higher attendance on their part. Assessments would also be done at regular intervals.

## SEC: Course 4: Data Analysis (SEC)

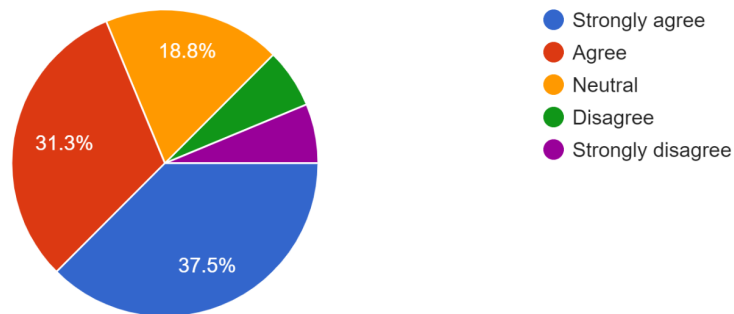
The course provided you with the ability to learn about different data types and publicly available real-world datasets.

32 responses



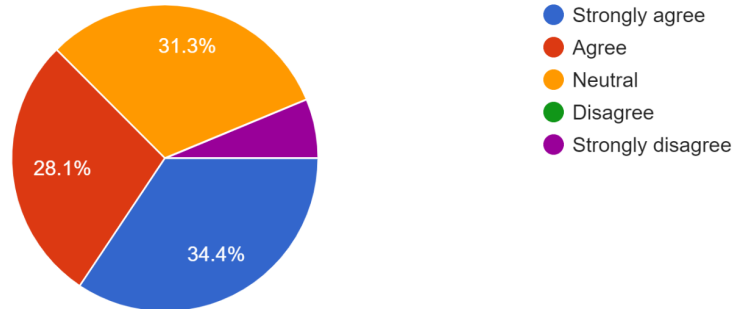
The course provided you the ability to learn about steps in data storage, organisation and cleaning using statistical software like R and Excel.

32 responses



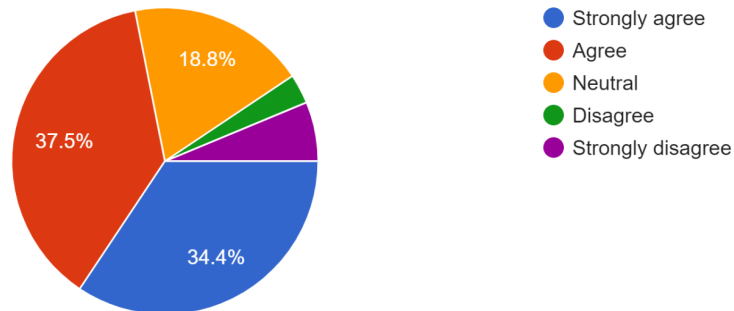
The course provided you the ability to learn about alternative forms of summarising and presenting data in statistical software

32 responses



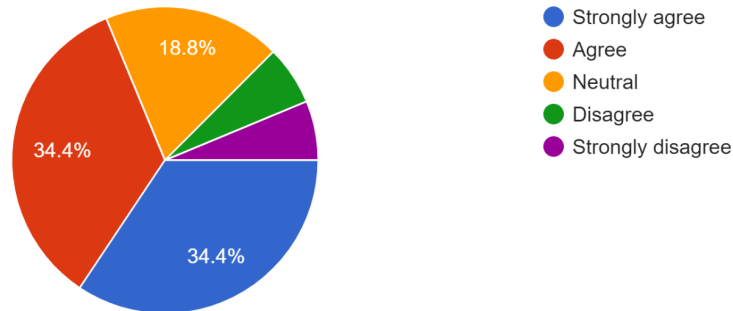
The course provided you with the ability to learn about different techniques of analyzing the data by manipulating the data using various data analysis tools and techniques.

32 responses



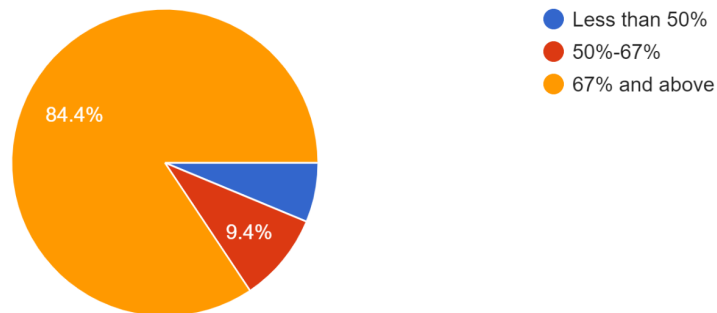
The course provided you the ability to learn about simple estimation techniques and tests for statistical inference to comment on results

32 responses



How much was your attendance in this course?

32 responses



From the given responses, it is observed that around 68 % of the students strongly agreed and agreed that they learned about different data types and publicly available real-world datasets and the course familiarized them to learn about steps in data storage, organisation and cleaning using statistical software like R and Excel. Around 63 % had the understanding about alternative forms of summarizing and presenting data in statistical software whereas the figure is 74% for different techniques of analyzing the data using various data analysis tools and techniques. Almost 69% of the students agreed that the course provided them the ability to learn about simple estimation techniques and tests for statistical inference to comment on results. It is also observed that students had an interest in the paper as 84 % of students had more than 67% of attendance.

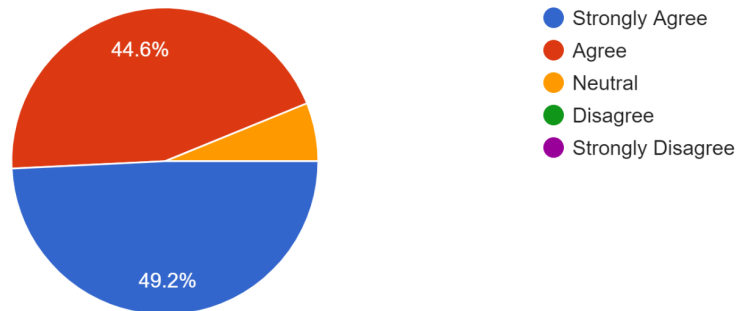
## ACTION TO BE TAKEN REPORT:

For the moderate responses, topics will be discussed more with the students in tutorials. For the weak students, special classes will be held to discuss important questions with them. Measures will be taken to make the subject more engaging and appealing to the students in order to ensure higher attendance on their part. Assessments would also be done at regular intervals.

### GE (H): Course 5: Indian Economy I

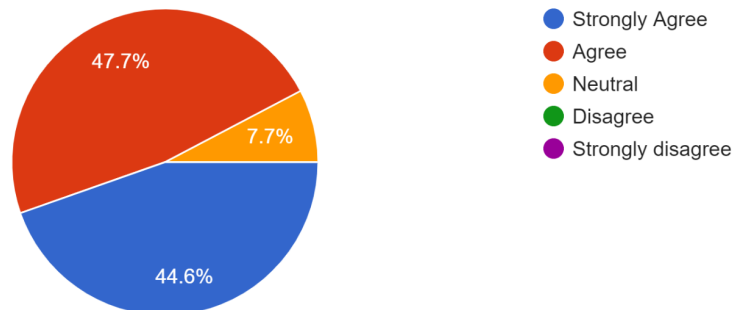
1. This course provides me the ability to understand the development and growth process in India since independence.

65 responses



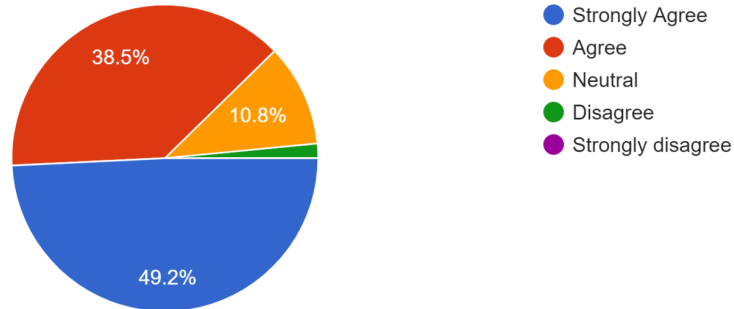
2. This course provides me the ability to review the impact of development process on economic as well as social indicators.

65 responses



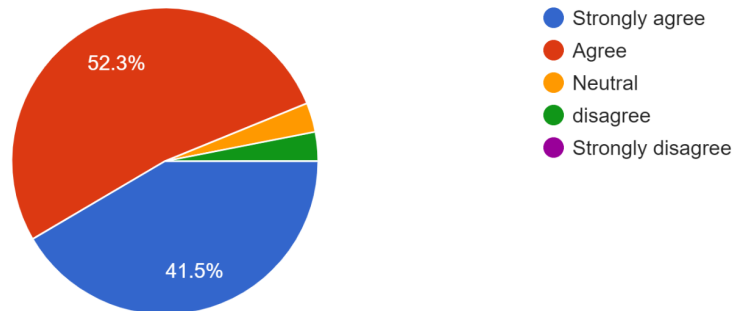
3. This course provides me the ability to evaluate the impact of covid-19 on various social indicators, such as health, employment etc.

65 responses



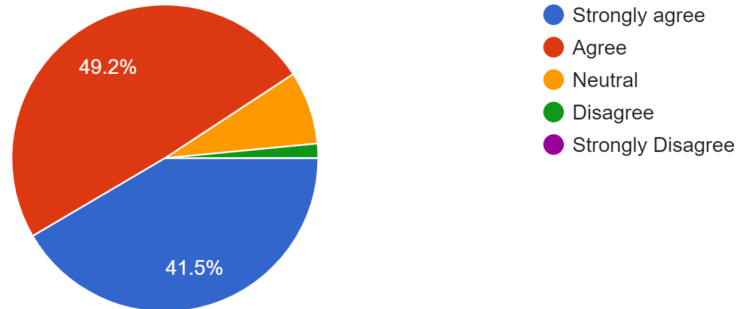
4. This course provides me the ability to critically analyse the policies related to inequality, poverty, employment and wage.

65 responses



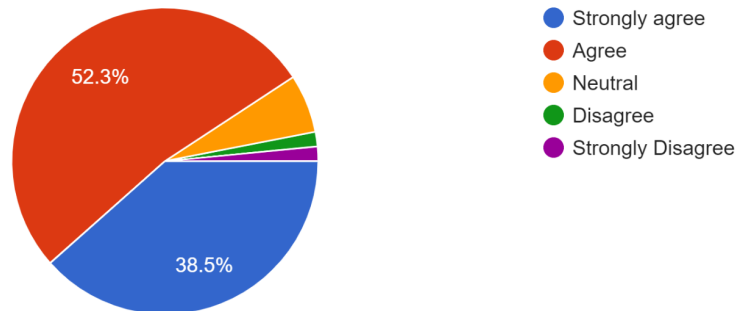
5. This course provides me the ability to critically Examine Growth and Distribution: Poverty, inequality, unemployment and policy interventions.

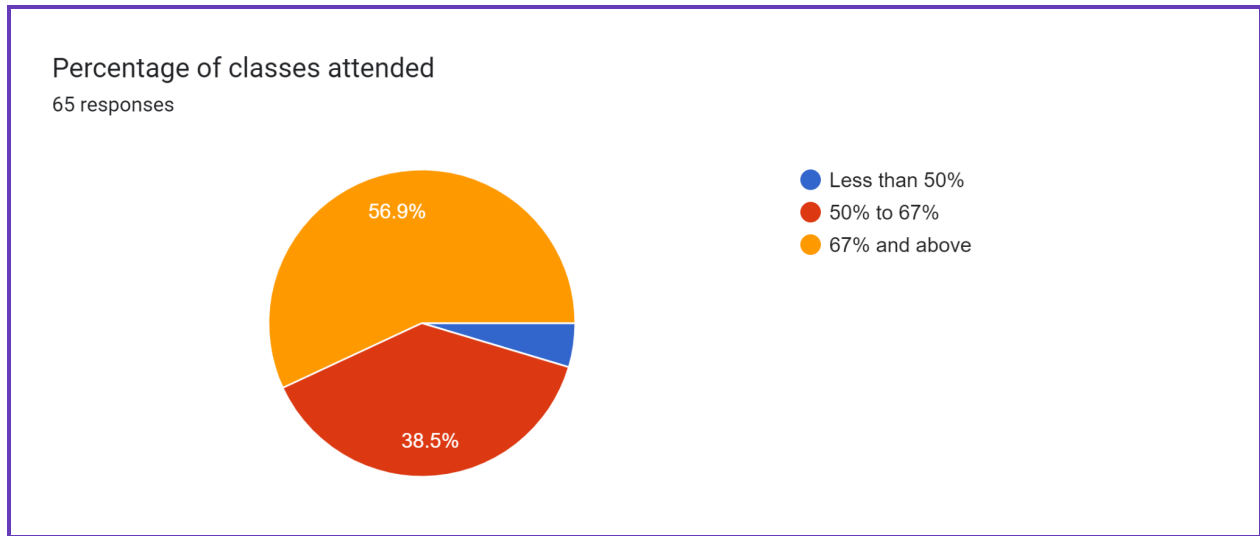
65 responses



6. This course provides me the ability to understand India's manufacturing and service sector growth and international trade.

65 responses





A significant proportion, approximately 94% of students, acknowledge that the course has equipped them with a comprehensive understanding of India's development and growth process since gaining independence. A slightly lower but substantial percentage, roughly 92%, believes that the course has substantially improved their capability to assess the impact of the development process on both economic and social indicators. Nearly 88% of the students have expressed their agreement that they have gained the proficiency to evaluate the effects of COVID-19 on various social indicators, including aspects like health and employment. The course has proven highly effective in enhancing the critical analysis skills of approximately 94% of students, particularly in the context of policies related to inequality, poverty, employment, and wage. Approximately 91% of students now feel confident in their ability to critically examine topics such as Growth and Distribution, encompassing poverty, inequality, unemployment, and policy interventions. Additionally, they have gained a better grasp of India's manufacturing and service sector growth and its role in international trade. It is also observed that students had an interest in the paper as 57 % of students had more than 67% of attendance.

#### **ACTION TO BE TAKEN REPORT:**

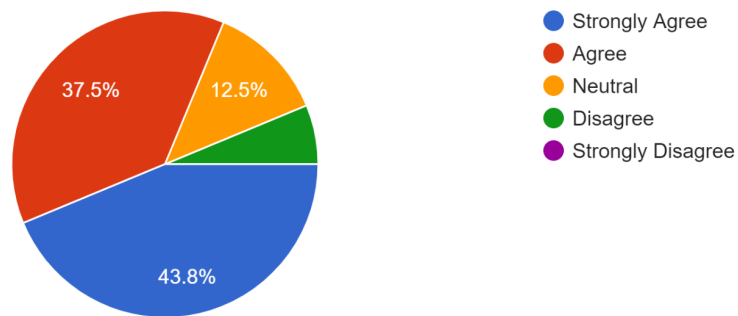
For the moderate responses, topics will be discussed more with the students in tutorials. For the weak students, special classes will be held to discuss important questions with them. Measures will be taken to make the subject more engaging and appealing to the students in order to ensure higher attendance on their part. Assessments would also be done at regular intervals.



## Course 6: BA Prog (Eco) Macroeconomics-1

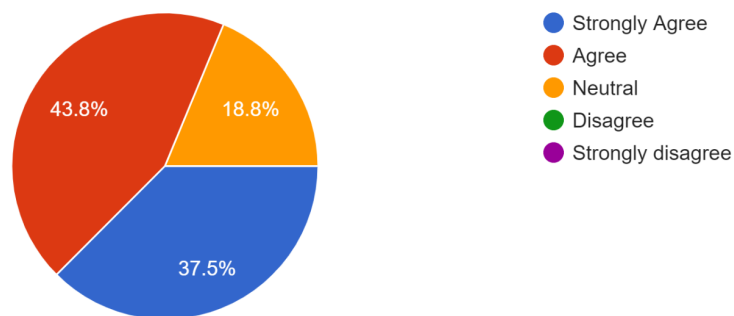
1. This course provides me the ability to identify the macroeconomic variables and understand macroeconomic issues and their importance.

16 responses



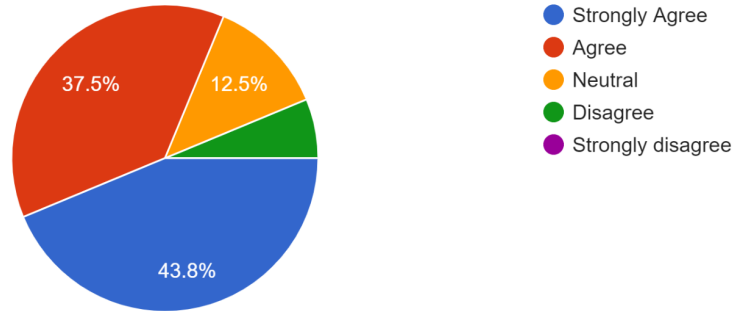
2. This course provides me the ability to understand the measurement of national income and identify the difference between nominal and real income.

16 responses



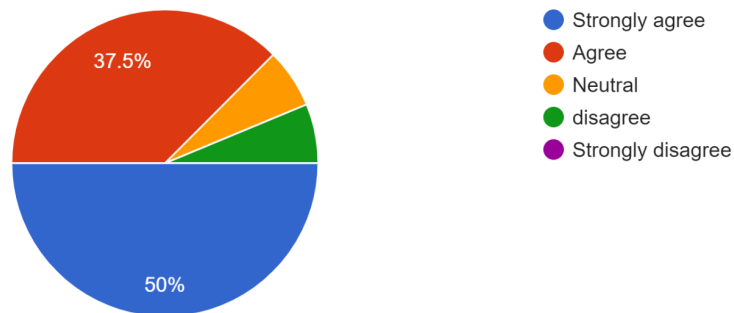
3. This course provides me the ability to understand how GDP is determined in the short run and how government spending affects GDP in a closed economy.

16 responses



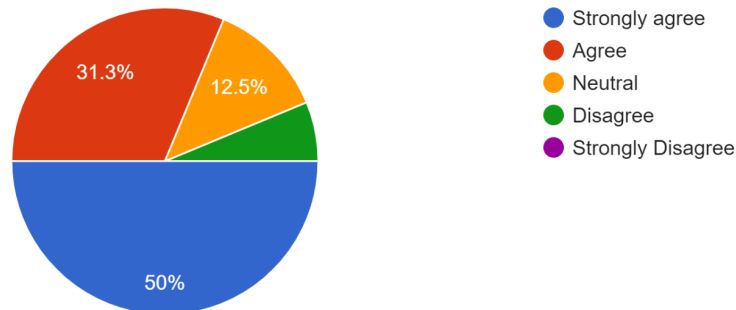
4. This course provides me the ability to Understand the factors that affect GDP in an open economy.

16 responses



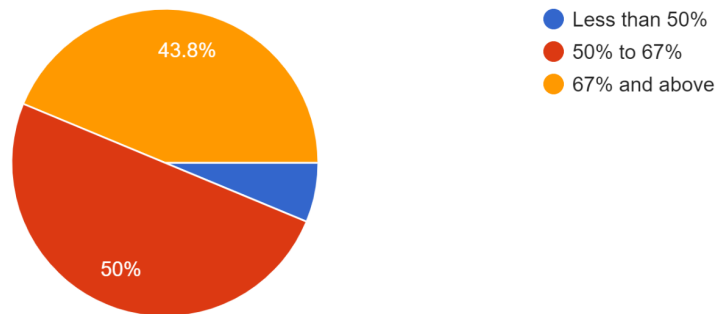
5. This course provides me the ability to understand how money multiplier works.

16 responses



How much was your attendance in this course?

16 responses



A significant portion, roughly 81%, feel confident in their ability to identify macroeconomic variables and understand the significance of macroeconomic issues. Similarly, about 81% of students express their belief that they now possess a clear understanding of how to measure national income and can differentiate between nominal and real income. Additionally, approximately 81% of the students have reported that they can understand the determination of GDP in the short run and the impact of government spending on GDP within a closed economy. A substantial majority, around 88% of the students, have developed an understanding of the various factors influencing GDP in an open economy. Furthermore, a significant proportion, approximately 81% of the students, have acquired the knowledge necessary to comprehend the functioning of money multipliers.

**ACTION TO BE TAKEN REPORT:**

For the moderate responses, topics will be discussed more with the students in tutorials. For the weak students, special classes will be held to discuss important questions with them. Measures will be taken to make the subject more engaging and appealing to the students in order to ensure higher attendance on their part. Assessments would also be done at regular intervals.

**Course Exit Survey**  
**Analysis and Action Taken Report**  
**Economics Department**  
**2022-23**

**COURSE EXIT SURVEY: Analysis Report**

**Semester 4**

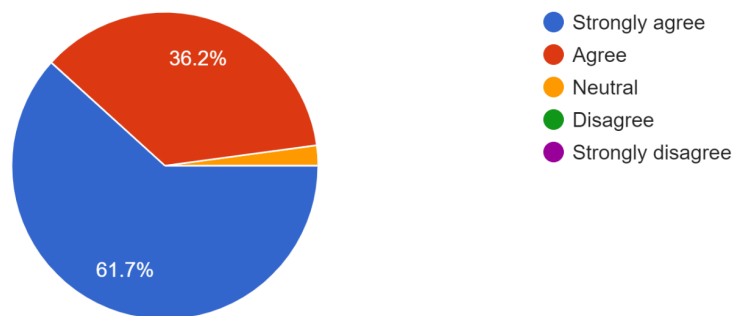
**Academic Session: 2022-23**

Course 4: PUBLIC ECONOMICS

Course Code: 12275403

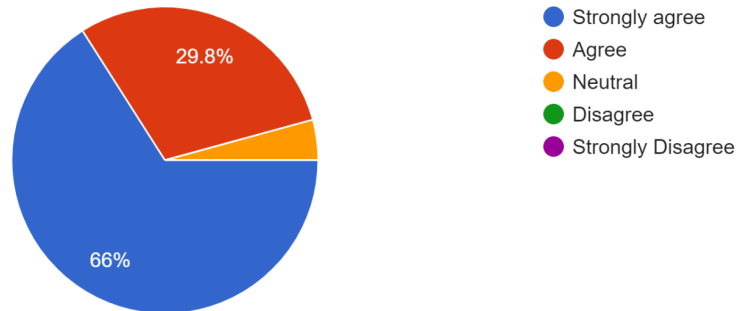
Semester: IV

2. This course provides me the ability to Understand the concepts of Public Goods and its provision  
47 responses



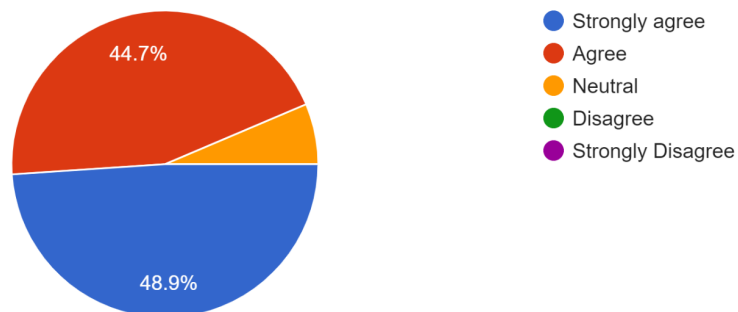
3. This course provides me the ability to Understand the concepts and issues of Externalities: the problem and its solutions, taxes versus regulation, the Coase theorem;

47 responses



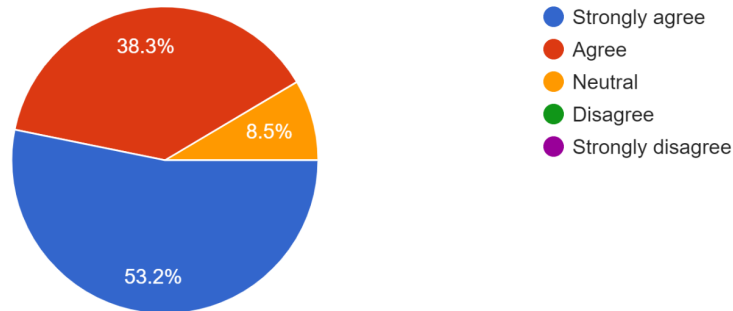
4. This course provides me the ability to Understand the Taxation Theory: its economic effects and tax incidence

47 responses



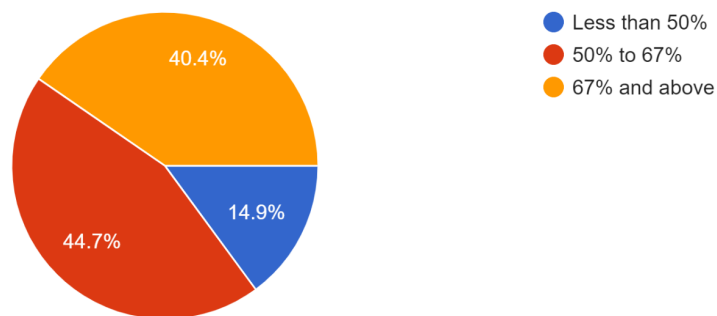
5. This course provides me the ability to Understand contemporary issues of Indian Public Finances:  
Tax System: structure and reforms; GST, Finance Commission

47 responses



7. Percentage of classes attended

47 responses



From the given responses, it is observed that almost 98 % of the students agreed that the course provided them the ability to understand the concepts of public goods, its definition, model of efficient allocation and free riding, concepts related to the taxation: its economic effects; deadweight loss and distortion, efficiency and equity considerations, tax incidence, optimal taxation. Around 92 % agreed that they understood the contemporary issues of Indian Public Finances, tax system which includes: structure and reforms; Budget, deficits and public debt; Fiscal federalism in India. Around 85 % students strongly agreed that they understood the nature of government intervention and its implications for allocation, distribution and stabilization and around 96 % had strongly agreed and agreed to have understanding of the concepts and issues relating to the Externalities and solutions to it such as taxes versus regulation, property rights, the Coase theorem. It is also observed that of the students who responded, 40% of them had more than 67% of attendance and 45 % of them attended between 50 to 67 % of the classes.

### **ACTION TO BE TAKEN REPORT:**

For the moderate responses, topics will be discussed more with the students in tutorials. For the weak students, special classes will be held to discuss important questions with them. Measures will be taken to make the subject more engaging and appealing to the students in order to ensure higher attendance on their part. Advanced learners are also highlighted for more comprehensive and detailed engagement with certain topics and subjects. Assessments would also be done at regular intervals.

## **B.A(Hons.) Economics II Year**

**ATR 2022-23**

**Course1: Intermediate Microeconomics-II**

**Course2: Intermediate Macroeconomics-II**

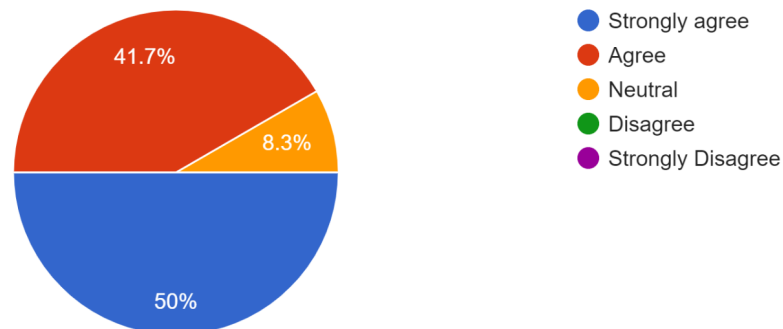
**Course3: Introductory Econometrics**

**Course4: Research Methodology**

### **Course 1: Intermediate Microeconomics II**

The course provided you the ability to understand the exchange, mutual benefit, partial equilibrium, and general equilibrium.

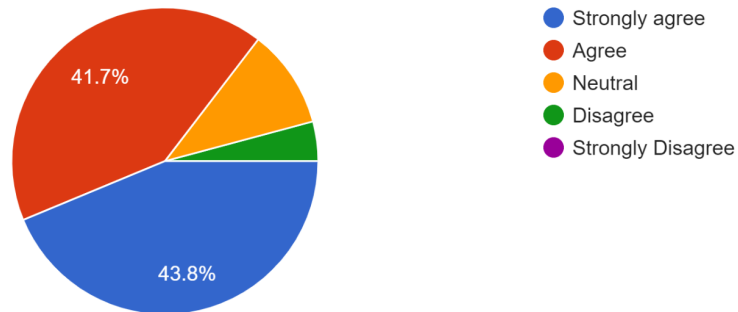
48 responses





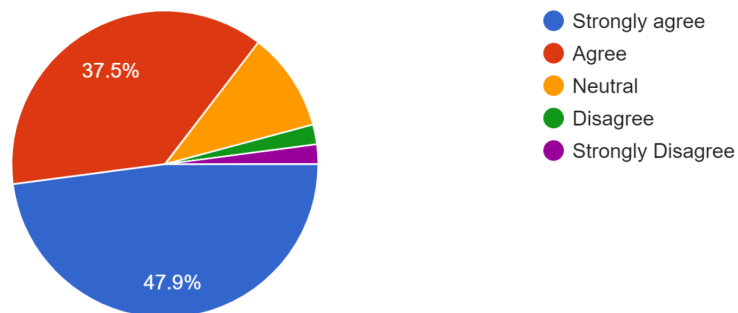
The course provided you the ability to strategic interactions and game theory.

48 responses



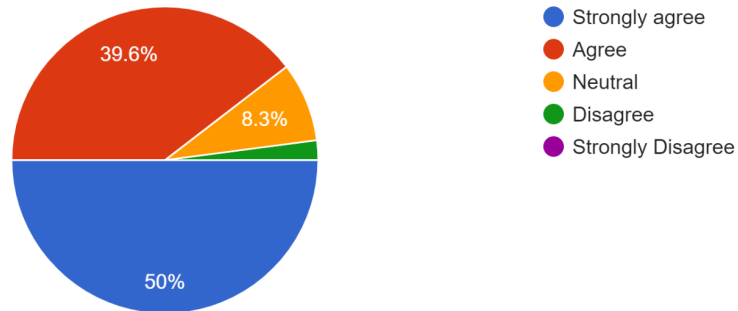
The course provided you the ability to Understand the technical aspects of the economic concepts relating to Imperfect Competition.

48 responses



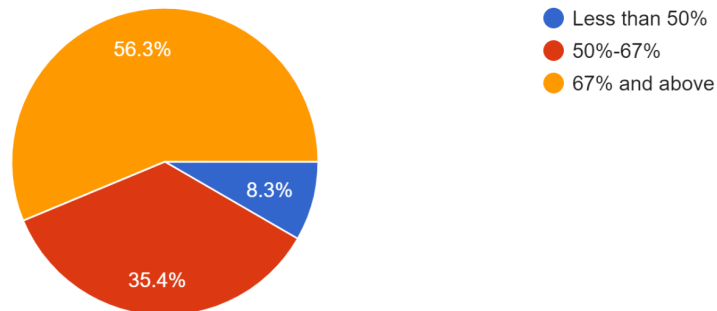
The course provided you the ability to Analyze and understand the concept of Public Goods, Externalities and Asymmetric Information.

48 responses



How much was your attendance in this course?\*

48 responses



From the given responses, it is observed that almost 91.7 % of the students strongly agreed that the course provided them the ability to understand the concepts of Intermediate Microeconomics, that includes general equilibrium model and welfare model. Around 85.5 % agreed that they understood an application of Game theory and their modeling. Around 89.6 % students agreed that they understood the nature of government intervention and its implications for market failure and around 85.4 % had strongly agreed and agreed to have understanding of the concepts and issues relating to the Externalities and solutions to it such as taxes versus regulation, property rights, the Coase theorem. It is also observed that of the students who responded, 56.3% of them had more than 67% of attendance and 35.4 % of them attended between 50 to 67 % of the classes.

#### **ACTION TO BE TAKEN REPORT:**

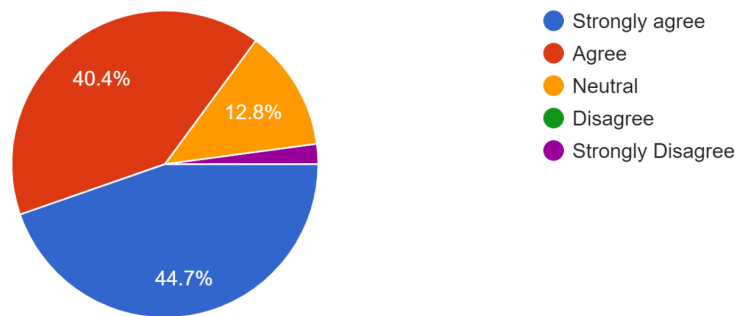
For the moderate responses, topics will be discussed more with the students in tutorials. For the weak students, special classes will be held to discuss important questions with them. Measures will be taken to

make the subject more engaging and appealing to the students in order to ensure higher attendance on their part. Advanced learners are also highlighted for more comprehensive and detailed engagement with certain topics and subjects. Assessments would also be done at regular intervals.

### Course 2: Intermediate Macroeconomics II

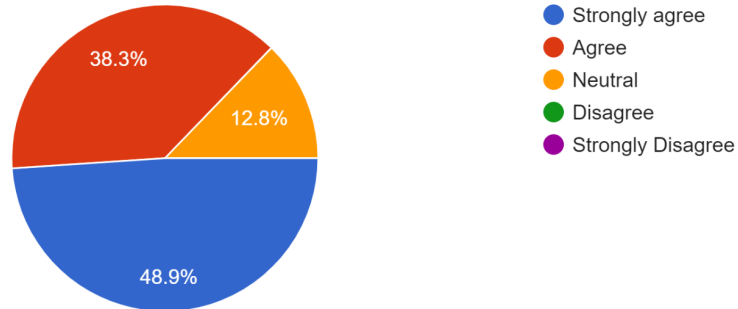
The course provided you the ability to Understand the importance of technology in growth of an economy.

47 responses



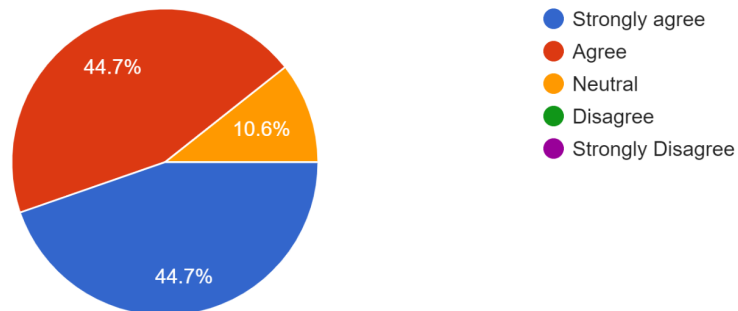
The course provided you the ability to Understand how idea is incorporated in the economic growth theory

47 responses



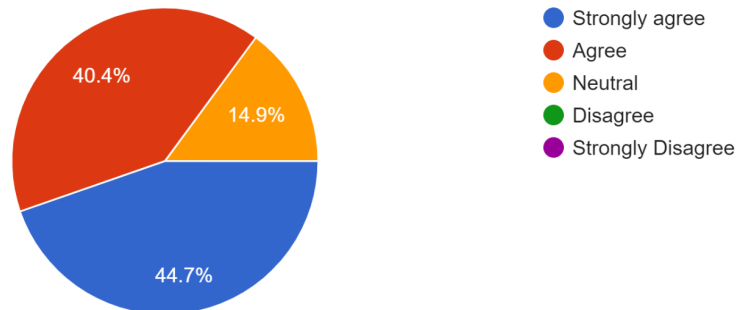
The course provided you the Ability to analyse the effectivity of different policies in fixed exchange rate and flexible exchange rate regime

47 responses



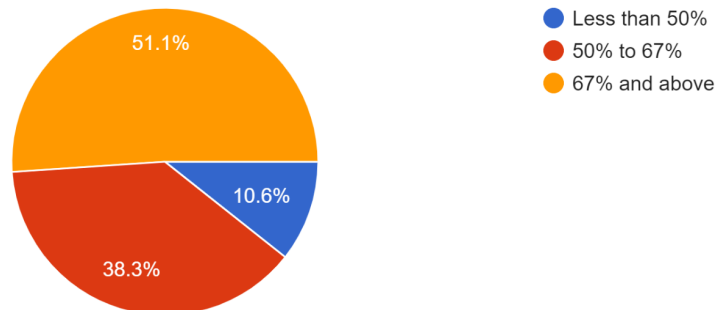
The course provided you the ability to Understand the concept of time consistency

47 responses



How much was your attendance in the course?

47 responses



From the given responses, it is observed that almost 85.1 % of the students strongly agreed that the course provided them the ability to understand the importance of technology in the growth of an economy. Around 87.2 % agreed that they Understand how ideas are incorporated in the economic growth theory. Around 89.4 % students agreed that they understood the ability to analyze the effectiveness of different policies in fixed exchange rate and flexible exchange rate regime and around 85.1 % had strongly agreed and agreed to have understanding of the concept of time consistency. It is also observed that of the students who responded, 51.1% of them had more than 67% of attendance and 38.3 % of them attended between 50 to 67 % of the classes.

**ACTION TO BE TAKEN REPORT:**

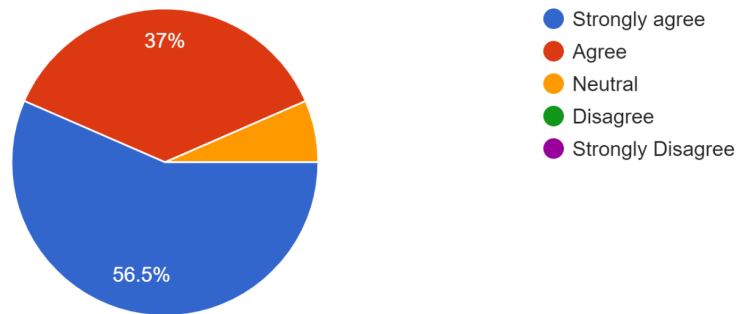
For the moderate responses, topics will be discussed more with the students in tutorials. For the weak students, special classes will be held to discuss important questions with them. Measures will be taken to make the subject more engaging and appealing to the students in order to ensure higher attendance on

their part. Advanced learners are also highlighted for more comprehensive and detailed engagement with certain topics and subjects. Assessments would also be done at regular intervals.

### Course 3: Introductory Econometrics

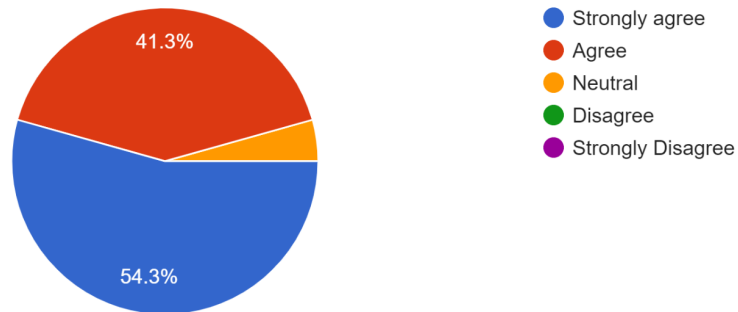
The course provided you with the ability to learn about the nature and scope of econometrics. Steps and methods used to conduct empirical analysis in Economics.

46 responses



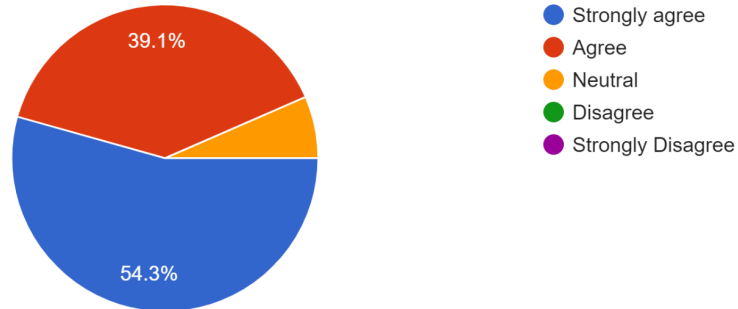
The course provided you the ability to learn about Simple linear regression model: OLS, estimators, hypothesis testing, scaling and units of measurement, confidence intervals and the Gauss Markov theorem

46 responses



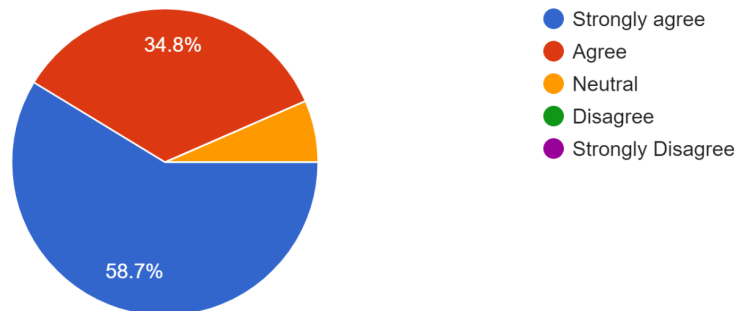
The course provided you the ability to learn about Multiple linear regression model: extension of two-variable models, estimation, hypothesis testing...earities through functions of explanatory variables

46 responses



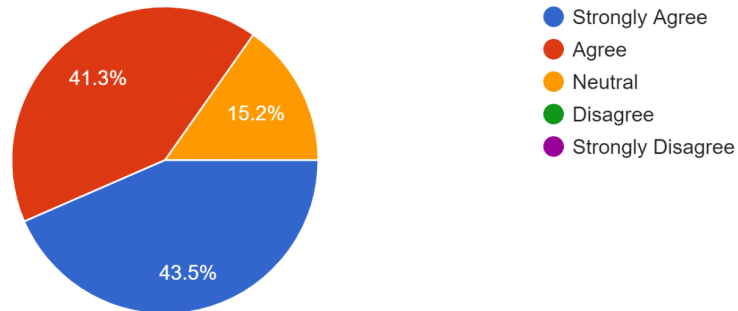
The course provided you with the ability to learn about Violations of classical assumptions: Consequences, detection and remedies of Multicollinearity; heteroscedasticity; serial correlation

46 responses



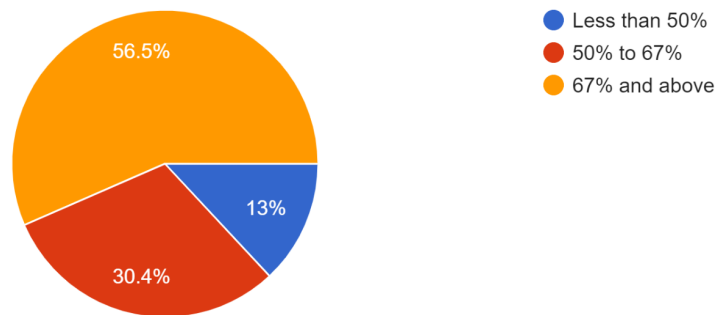
The course provided you with the ability to learn about Specification Analysis: Omission of a relevant variable; inclusion of irrelevant variable; specification tests

46 responses



How much was your attendance in the course?

46 responses



From the given responses, it is observed that almost 93.5% of the students strongly agreed with the ability to learn about the nature and scope of econometrics. Steps and methods used to conduct empirical analysis in Economics. Around 95.6 % agreed that they understand the ability to learn about Simple linear regression models: OLS, estimators, hypothesis testing, scaling and units of measurement; confidence intervals and the Gauss Markov theorem. Around 93.4 % students agreed that they understood the ability to learn about Multiple linear regression model: extension of two-variable models, estimation, hypothesis testing and introducing non-linearities through functions of explanatory variables and around 93.5 % had strongly agreed and agreed the course provided the ability to learn about Violations of classical assumptions: Consequences, detection and remedies of Multicollinearity; heteroscedasticity; serial correlation. 84.8% the course provided you with the ability to learn about Specification Analysis: Omission of a relevant variable; inclusion of irrelevant variable; specification tests. It is also observed that of

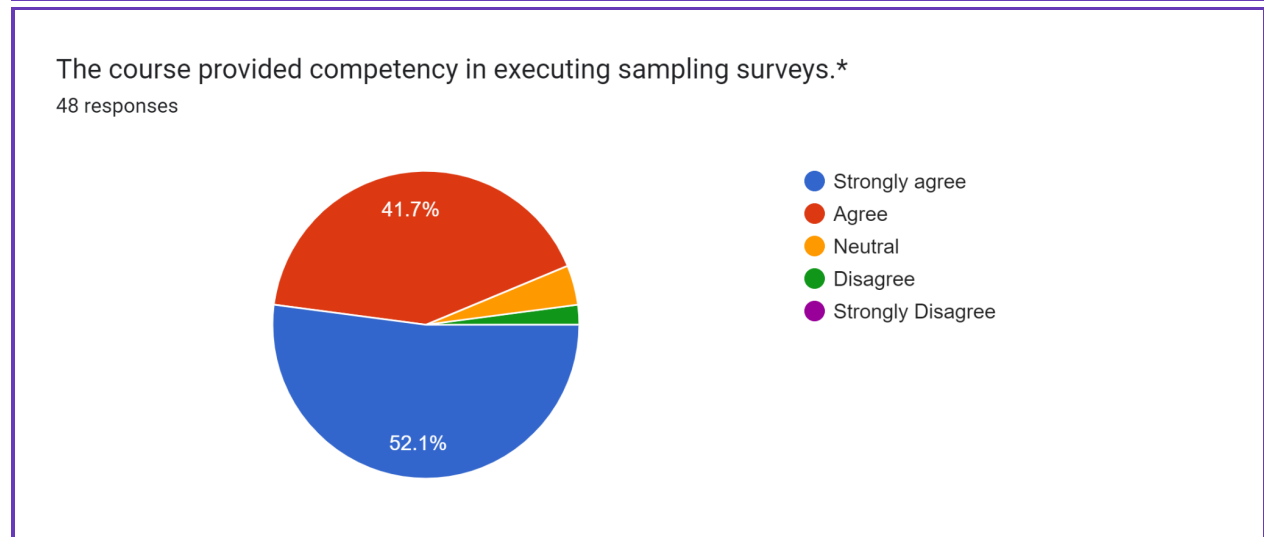
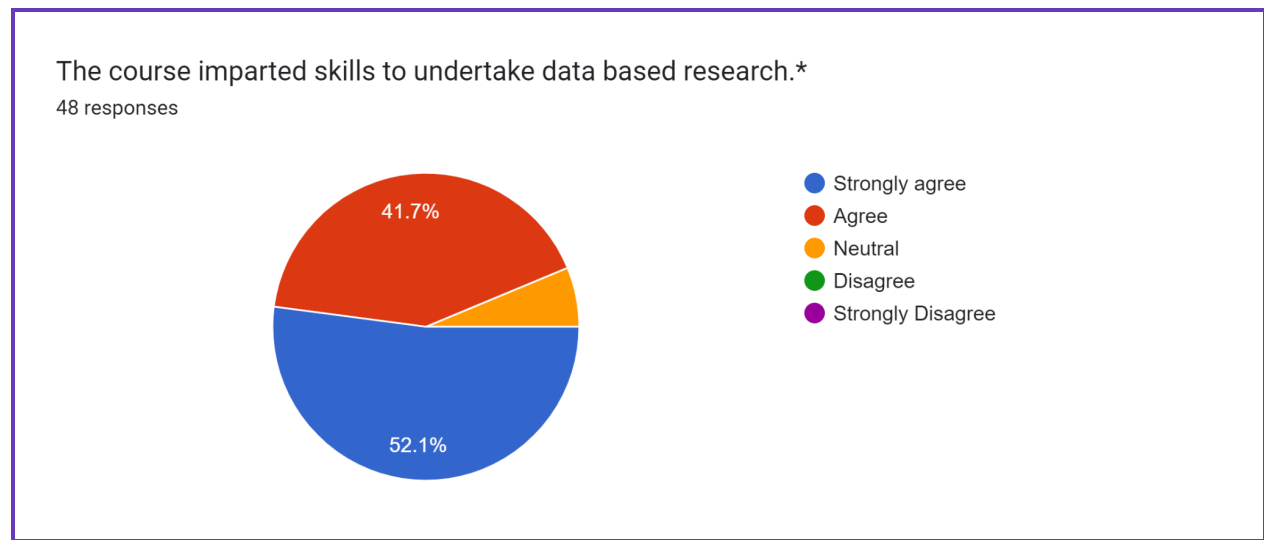


the students who responded, 56.4% of them had more than 67% of attendance and 30.4 % of them attended between 50 to 67 % of the classes.

**ACTION TO BE TAKEN REPORT:**

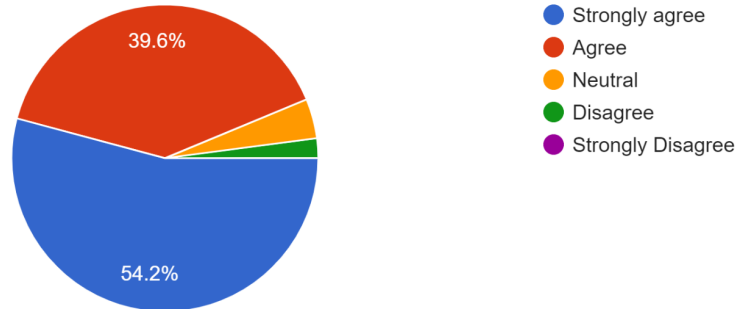
For the moderate responses, topics will be discussed more with the students in tutorials. For the weak students, special classes will be held to discuss important questions with them. Measures will be taken to make the subject more engaging and appealing to the students in order to ensure higher attendance on their part. Advanced learners are also highlighted for more comprehensive and detailed engagement with certain topics and subjects. Assessments would also be done at regular intervals.

**Course4: Research Methodology**



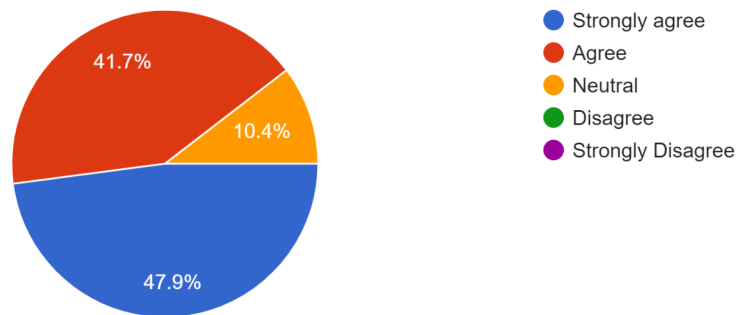
The course helped in developing the understanding of primary data and learn various sampling techniques.

48 responses



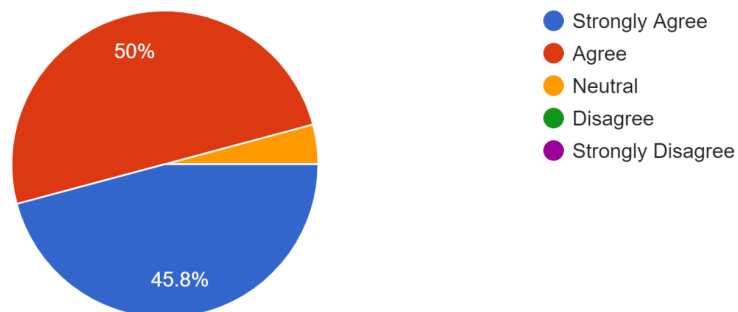
The course provided reasonable exposure to a variety of secondary data sources.

48 responses



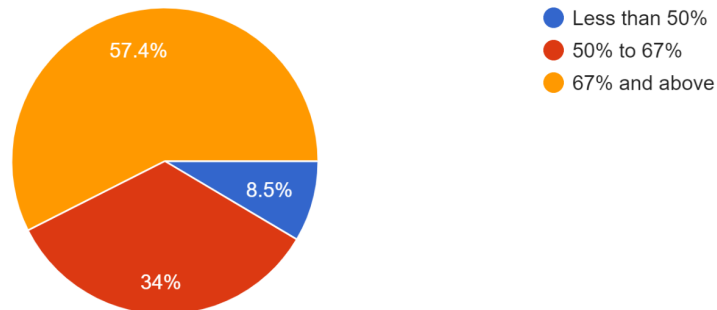
The course developed basic research ethics, standards of conduct while carrying out a research study.

48 responses



How much was your attendance in the course?

47 responses



From the given responses, it is observed that almost 93.8% of the students strongly agreed with the ability to learn and undertake data based research. Around 93.8 % agreed that the course provided competency in executing sampling surveys. Around 93.8 % students agreed that the course helped in developing the understanding of primary data and learning various sampling techniques and around 89.8 % had strongly agreed and agreed the course provided the ability of reasonable exposure to a variety of secondary data sources. 95.8 % of the course developed basic research ethics, standards of conduct while carrying out a research study.. It is also observed that of the students who responded, 57.4% of them had more than 67% of attendance and 34 % of them attended between 50 to 67 % of the classes.

#### **ACTION TO BE TAKEN REPORT:**

For the moderate responses, topics will be discussed more with the students in tutorials. For the weak students, special classes will be held to discuss important questions with them. Measures will be taken to make the subject more engaging and appealing to the students in order to ensure higher attendance on their part. Advanced learners are also highlighted for more comprehensive and detailed engagement with certain topics and subjects. Assessments would also be done at regular intervals.

**Course Exit Survey**  
**Analysis and Action Taken Report**  
**Economics Department**  
**2022-23**

**COURSE EXIT SURVEY: Analysis Report**

**Semester 5**

**Academic Session: 2022-23**

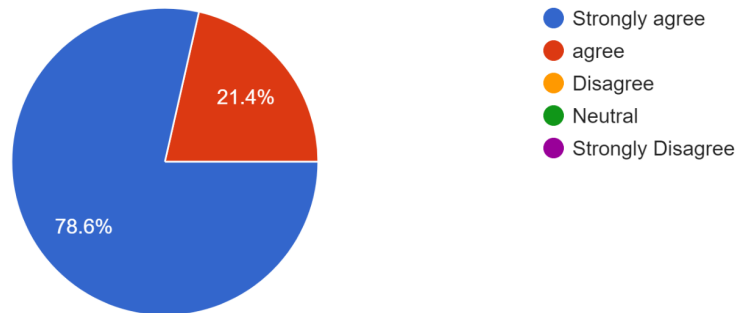
Table of Contents

S No	Course	Page
1	Hons- Indian Economy-I	Done
2	Hons- Development Economics-I	Done
3	Hons- International Trade	Done
4	Hons- Public Economics	Done
5	Hons- Financial Economics	Done
6	Prog- EDPI-I	Done
7	GE Program- Principles of Microeconomics	Done

**Programme:** B.A. Hons. Economics  
**Course 1-** Indian Economy-I  
**Semester -V**

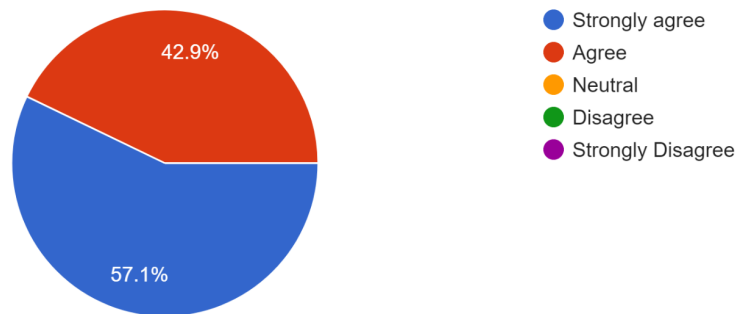
understand the development paradigm adopted in India since independence

14 responses



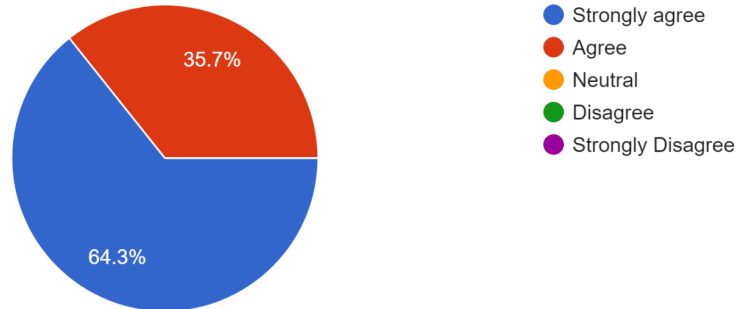
Review major trends in economic indicators and policy debates in India in the post-Independence period

14 responses



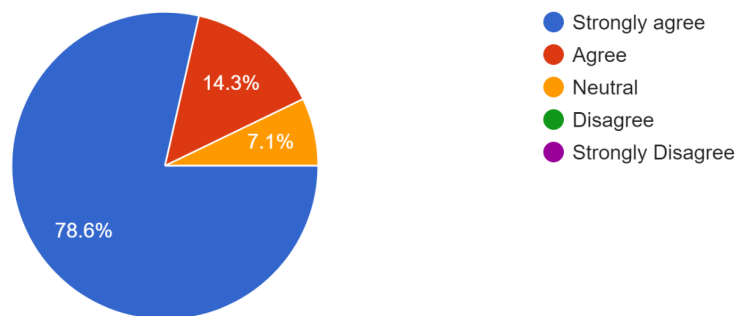
Evaluate the impact of development paradigm on economic as well as social indicators of progress and well being

14 responses



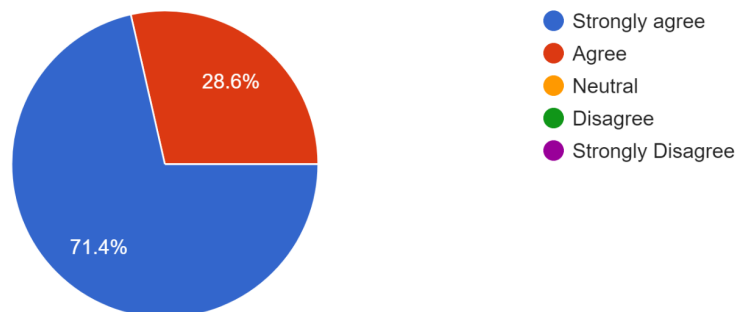
Analyze trends and various issues in Human Capital: Demography, health and education

14 responses



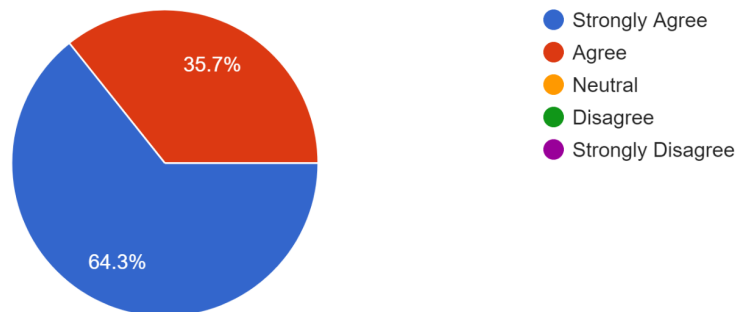
Critically examine Growth and Distribution: Poverty, inequality, unemployment and policy interventions

14 responses



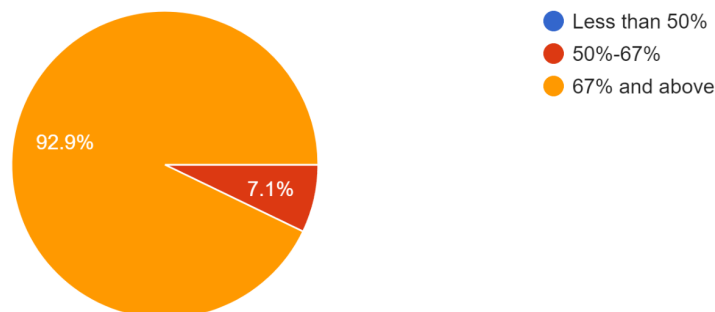
### Undertake International comparisons of growth and development experience

14 responses



### How much was your attendance in this course?

14 responses



From the given responses, it is observed that all the students strongly agreed and agreed that they understood the development paradigm adopted in India since independence. Around 58% strongly agreed and the remaining agreed that they could review major trends in economic indicators and policy debates in India in the post-Independence period. The majority of students understood how to evaluate the impact of the development paradigm on economic as well as social indicators of progress and well being and analyze trends and various issues in Human Capital: Demography, health and education. Almost all students were able to critically examine Growth and Distribution: Poverty, inequality, unemployment and policy interventions and 100% could undertake International comparisons of growth and development experience. It is also observed that students had an interest in the paper as 93% of students had more than 67% of attendance.

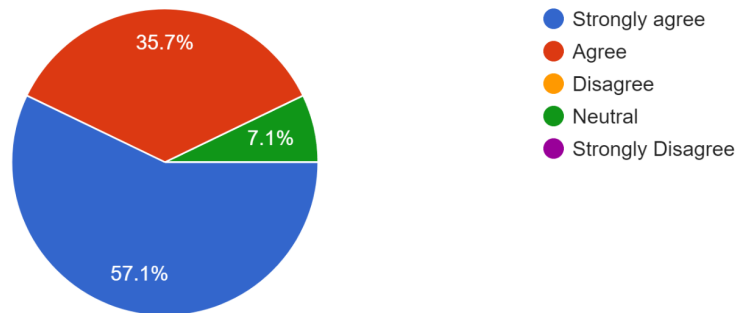
### **ACTION TO BE TAKEN REPORT:**

For the moderate responses, topics will be discussed more with the students in tutorials. For the weak students, special classes will be held to discuss important questions with them. Measures will be taken to make the subject more engaging and appealing to the students in order to ensure higher attendance on their part. Advanced learners are also highlighted for more comprehensive and detailed engagement with certain topics and subjects. Assessments would also be done at regular intervals.

**Programme:** B.A. Hons. Economics  
**Course 2-** Development Economics-I  
**Semester -**V

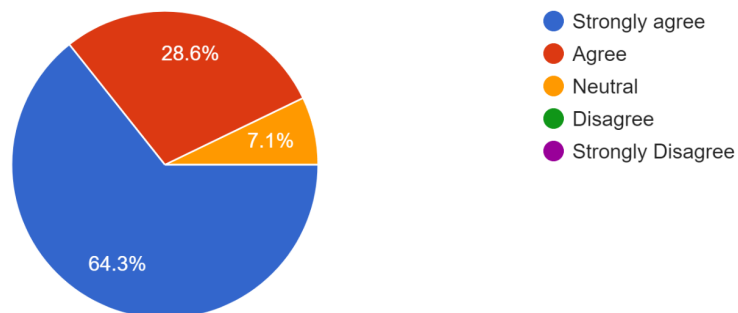
The course provided you the ability to understand the factors that created pre-conditions in the countries included in the paper.

14 responses



Understand in-depth discussions of the concepts of development

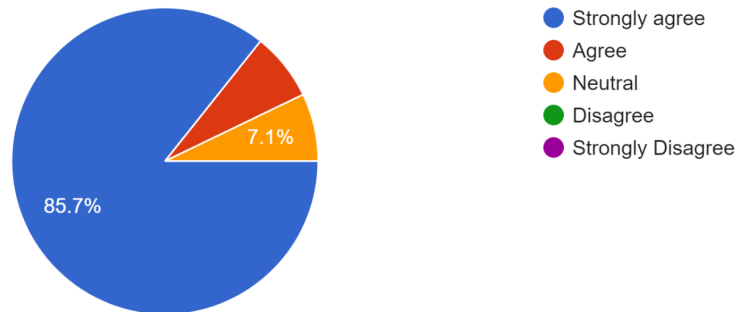
14 responses





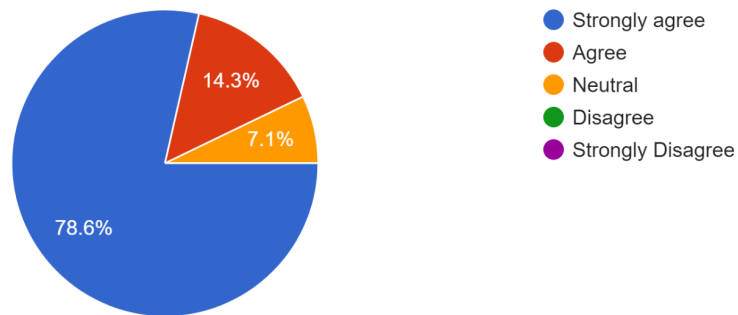
Analyze various measures of development (e.g., GDP, GNP, HDI) and comparing across nations

14 responses



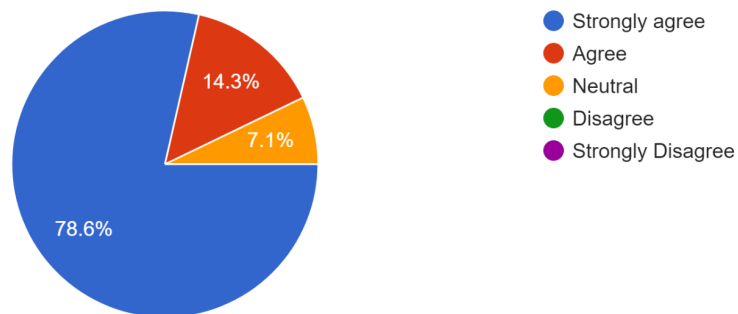
Describe, distinguish, and provide critique to the different models of economic development (e.g., H-D model, Solow model, endogenous growth models etc.)

14 responses



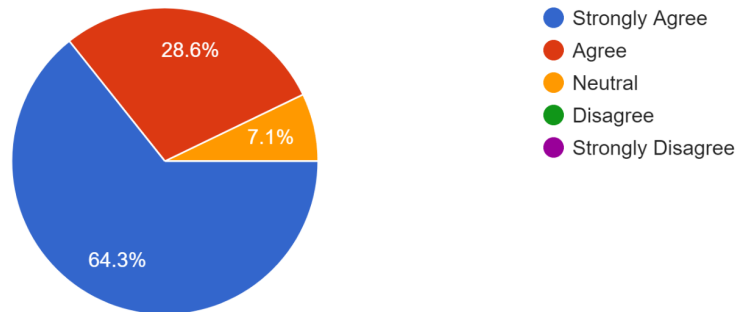
Calculate various Inequality and poverty measures, comparing them and connecting between inequality/poverty and development

14 responses



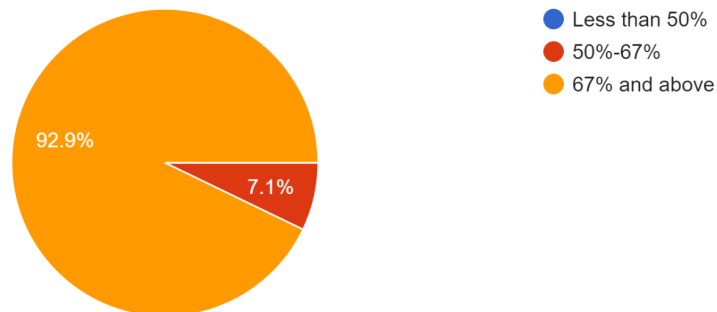
### Understand the role of institutions and their relationship with economic performance

14 responses



### How much was your attendance in this course?

14 responses



From the given responses, it is observed that almost 93% of the students strongly agreed and agreed that the course provided them the ability to understand the factors that created pre-conditions in the countries included in the paper and understood in-depth discussions of the concepts of development. All of them also understood that they could analyze various measures of development (e.g., GDP, GNP, HDI), compare across nations, could describe, distinguish, and provide critique to the different models of economic development (e.g., H-D model, Solow model, endogenous growth models etc.) and understand the role of institutions and their relationship with economic performance. Most of them understood the calculations of various Inequality and poverty measures, comparing them and connecting between inequality/poverty and development. It is also observed that students had an interest in the paper as 92.9% of the students had more than 67% of attendance.

### **ACTION TO BE TAKEN REPORT:**

For the moderate responses, topics will be discussed more with the students in tutorials. For the weak students, special classes will be held to discuss important questions with them. Measures will be taken to make the subject more engaging and appealing to the students in order to ensure higher attendance on their part. Advanced learners are also highlighted for more comprehensive and detailed engagement with certain topics and subjects. Assessments would also be done at regular intervals.

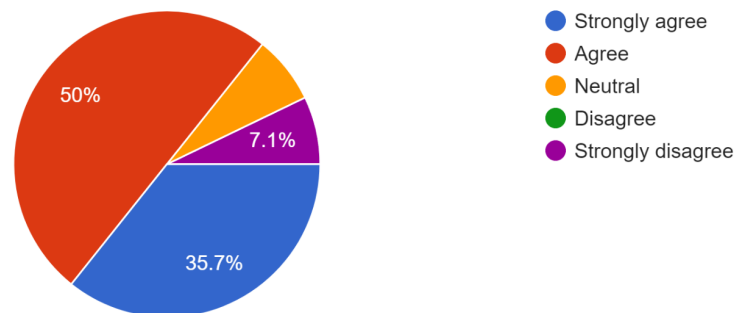
**Programme:** B.A. Hons. Economics

**Course 3-** International Trade

**Semester -**V

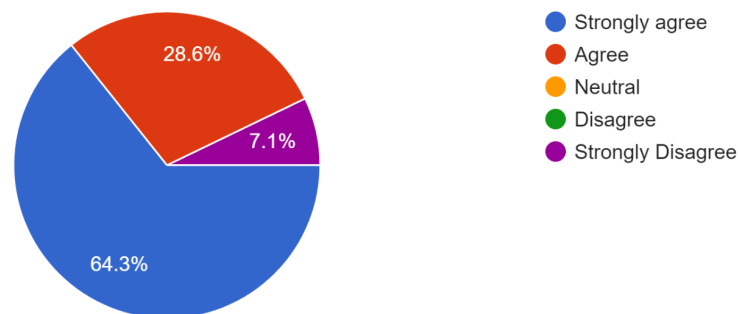
The course helped you to understand the major theoretical and empirical concepts related to international trade.

14 responses



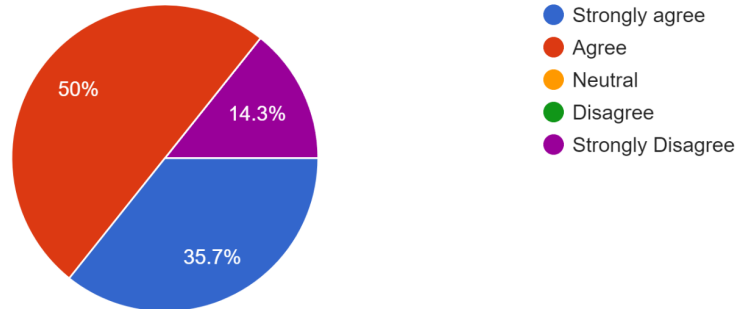
The course equipped you with a thorough knowledge on the trade theories, ranging from the Ricardian model to modern theories of inter and intra-industry trade.

14 responses



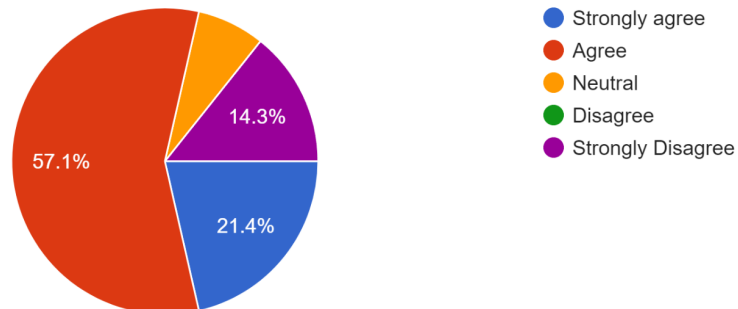
The course familiarised you with the main issues of trade policy and with the basic features of the international trading regime.

14 responses



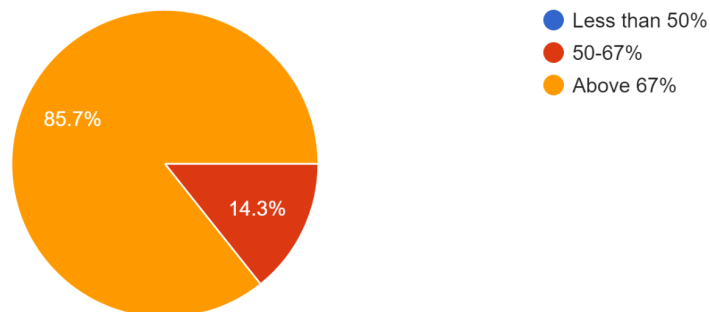
The course provided you the ability to demonstrate and compare the economic welfare effects of free trade and protection along with realising the us... critically analyse the contemporary trade policies.

14 responses



How much was your attendance in this course?

14 responses



From the given responses, it is observed that almost 90% of the students strongly agreed and agreed that the course helped them to understand the major theoretical and empirical concepts related to international trade and equipped them with a thorough knowledge on the trade theories, ranging from the Ricardian model to modern theories of inter and intra-industry trade. Around 86% of students strongly agreed and agreed that the course familiarize them with the main issues of trade policy and with the basic features of the international trading regime and provided them the ability to demonstrate and compare the economic welfare effects of free trade and protection along with realizing the usefulness and problems related to international trade and critically analyze the contemporary trade policies. It is also observed that students had an interest in the paper as 86% of students had more than 67% of attendance.

### **ACTION TO BE TAKEN REPORT:**

For the moderate responses, topics will be discussed more with the students in tutorials. For the weak students, special classes will be held to discuss important questions with them. Measures will be taken to make the subject more engaging and appealing to the students in order to ensure higher attendance on their part. Advanced learners are also highlighted for more comprehensive and detailed engagement with certain topics and subjects. Assessments would also be done at regular intervals.

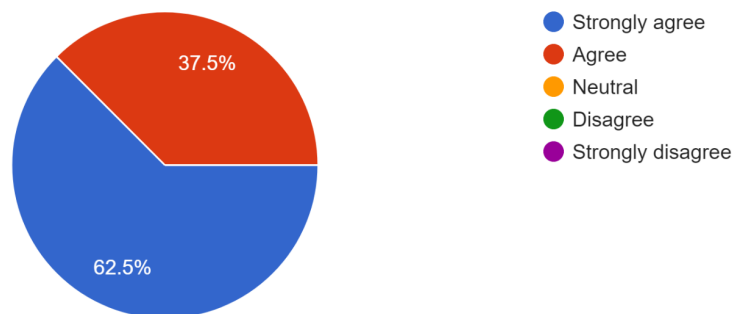
**Programme:** B.A. Hons. Economics

**Course 4-** Public Economics

**Semester -**V

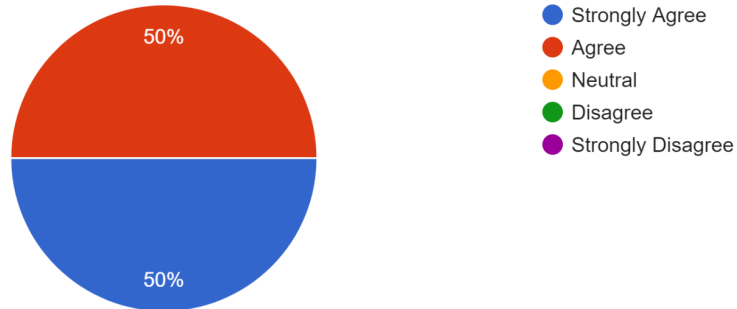
1. This course provides me the ability to Understand the nature of government intervention and its implications for allocation, distribution and stabilization

8 responses



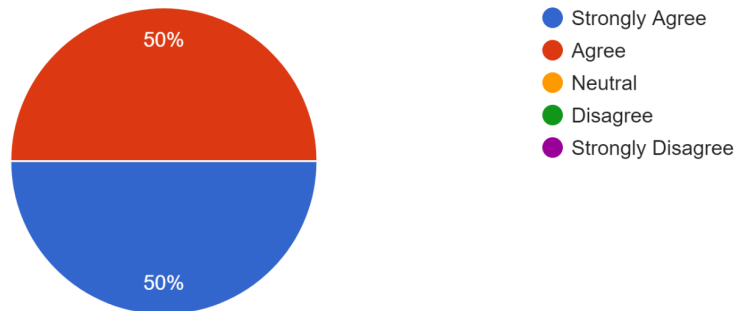
2. This course provides me the ability to Understand the concepts of Public Goods: definition, model of efficient allocation and free riding.

8 responses



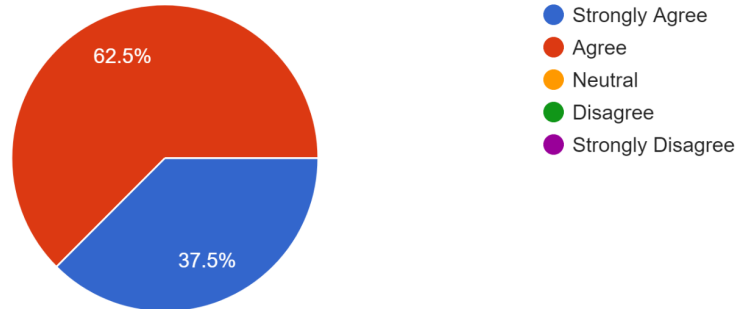
3. This course provides me the ability to Understand the concepts and issues of Externalities: the problem and its solutions, taxes versus regulation, property rights, the Coase theorem

8 responses



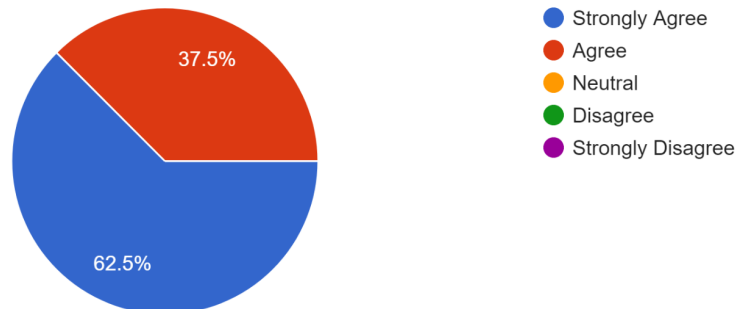
4. This course provides me the ability to Understand the Taxation: its economic effects; dead weight loss and distortion, efficiency and equity considerations, tax incidence, optimal taxation

8 responses



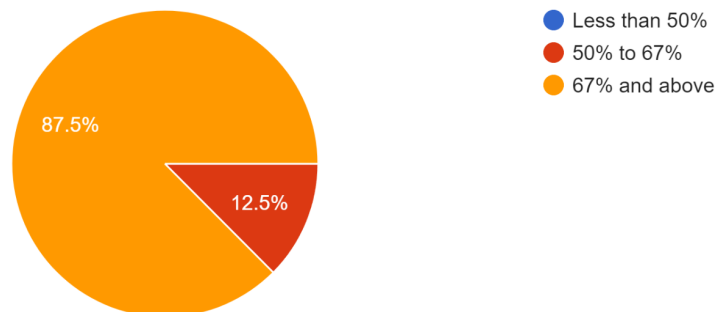
5. This course provides me the ability to Understand contemporary issues of Indian Public Finances: Tax System: structure and reforms; Budget, deficits and public debt; Fiscal federalism in India

8 responses



6. How much was your attendance in this course?

8 responses



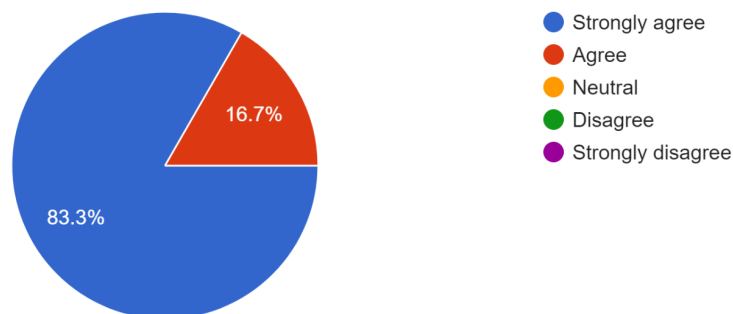
From the given responses, it is observed that almost 100% of the students strongly agreed and agreed that the course provided them the ability to understand the concepts of public goods, its definition, model of efficient allocation and free riding, concepts related to the taxation: its economic effects; deadweight loss and distortion, efficiency and equity considerations, tax incidence, optimal taxation and the contemporary issues of Indian Public Finances, tax system: structure and reforms; Budget, deficits and public debt; Fiscal federalism in India. Most of the students strongly agreed and agreed that they understood the nature of government intervention and its implications for allocation, distribution and stabilization and the concepts and issues of Externalities: the problem and its solutions, taxes versus regulation, property rights, the Coase theorem. It is also observed that students had an interest in the paper as 87.5% of students had more than 67% of attendance.

### **ACTION TO BE TAKEN REPORT:**

For the moderate responses, topics will be discussed more with the students in tutorials. For the weak students, special classes will be held to discuss important questions with them. Measures will be taken to make the subject more engaging and appealing to the students in order to ensure higher attendance on their part. Advanced learners are also highlighted for more comprehensive and detailed engagement with certain topics and subjects. Assessments would also be done at regular intervals.

**Programme:** B.A. Hons. Economics  
**Course 5-** Financial Economics  
**Semester -V**

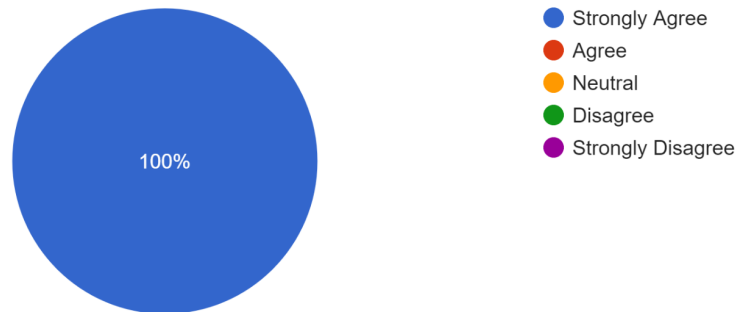
1. This course provides me with the ability to Understand about Deterministic Cash Flow Streams:  
6 responses





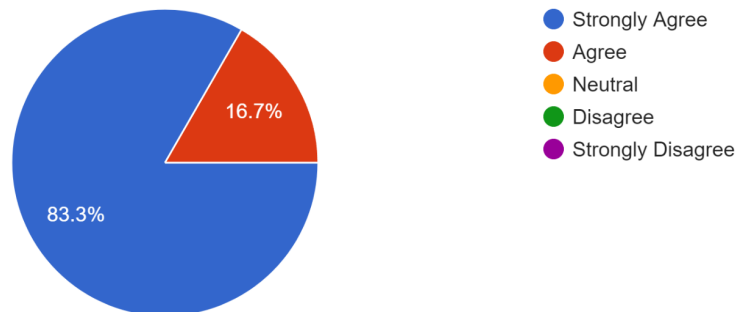
2. This course provides me with the ability to understand the capital asset pricing model (CAPM)

6 responses



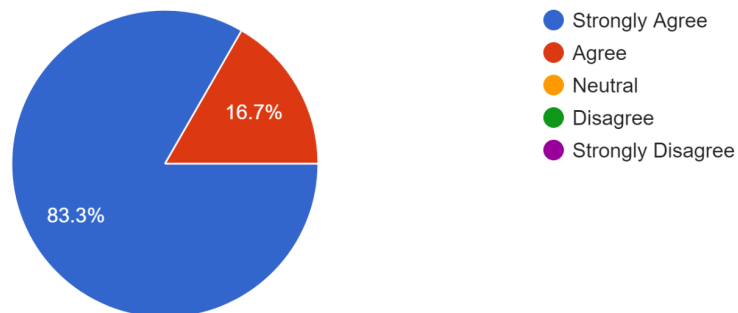
3. This course provides an understanding of the Forward and future prices

6 responses



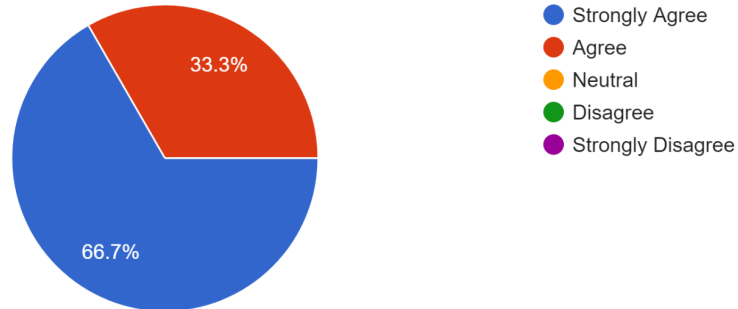
4. This course provides me with the ability to understand Hedging Strategies using Futures

6 responses



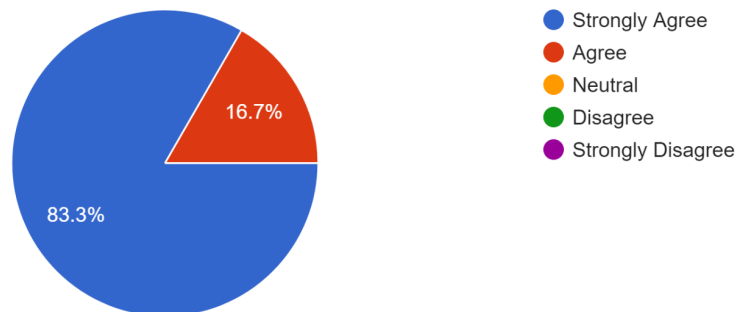
5. This course provides me with the ability to understand various option trading strategies: spreads; straddles; strips and straps; strangles

6 responses



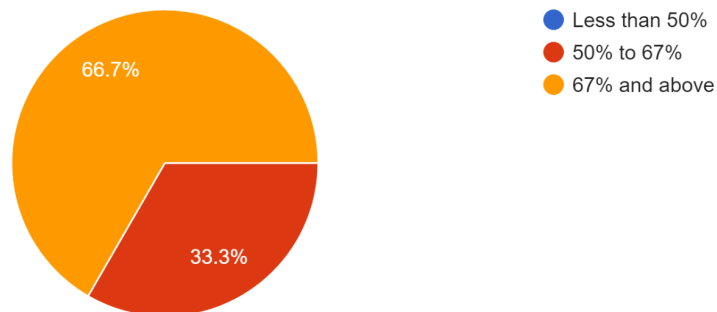
6. This course provides me with the ability to understand the binomial tree model; risk neutral valuation, Black Scholes Merton (BSM) Model

6 responses



## 7. How much was your attendance in this course?

6 responses



From the given responses, it is observed that almost 100% of the students strongly agreed and agreed that the course provided them the ability to understand about the deterministic cash flow schemes; Capital Asset Pricing Model; Forward and Futures Pricing; hedging strategies using futures. Most of them also agreed to their enhanced capacity to understand various option trading strategies, spreads, straddles, strips and straps and strangles. All of them agreed that the course helped them understand the binomial tree model; risk neutral valuation, Black Scholes Merton model. It is also observed that students had an interest in the paper as 66.7% of students had more than 67% of attendance.

### **ACTION TO BE TAKEN REPORT:**

For the moderate responses, topics will be discussed more with the students in tutorials. For the weak students, special classes will be held to discuss important questions with them. Measures will be taken to make the subject more engaging and appealing to the students in order to ensure higher attendance on their part. Advanced learners are also highlighted for more comprehensive and detailed engagement with certain topics and subjects. Assessments would also be done at regular intervals.

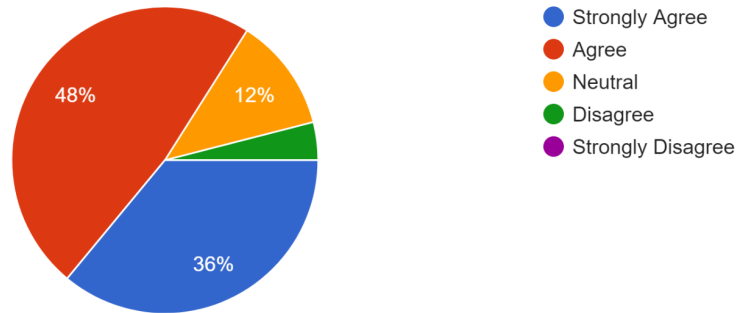
**Programme:** B.A. Program

**Course 1-** Economic Development and Policy in India-I

**Semester** -V

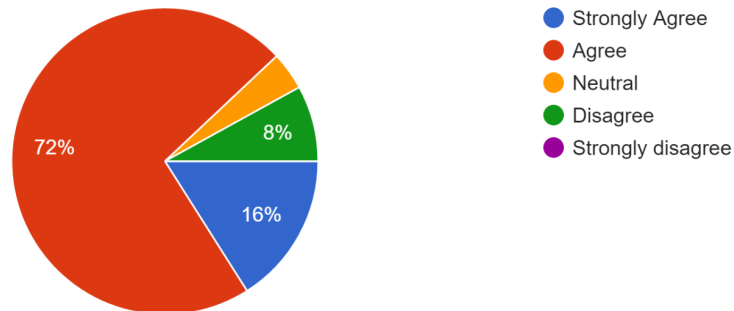
The course provided you the ability to understand the various issues in growth, development and sustainability.

25 responses



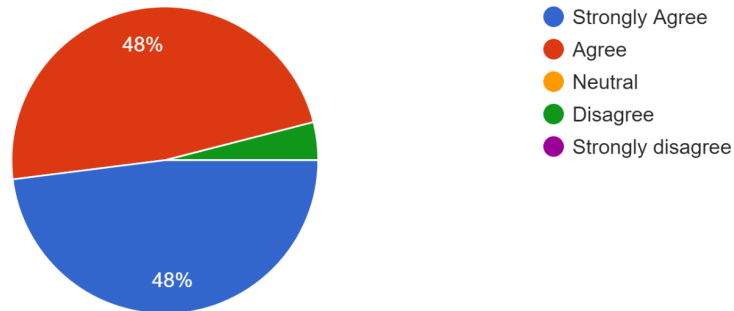
The course provided you the ability to understand the factors in development: Capital Formation, Technology and Institutions.

25 responses



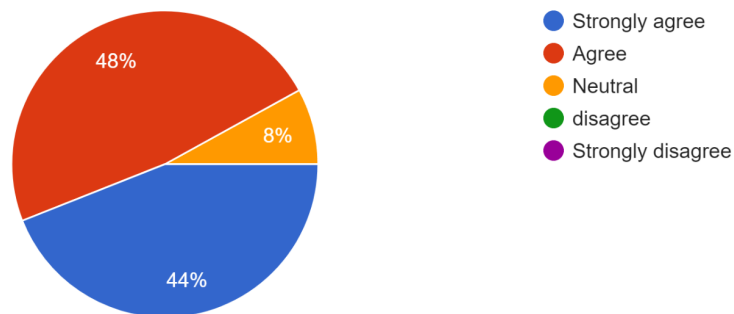
The course provided you the ability to understand the occupational Structure in the organised and unorganised sectors.

25 responses



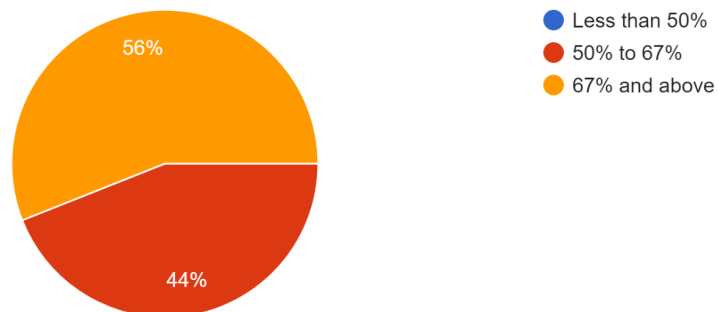
The course provided you the ability to understand the critical evaluation of growth, inequality, poverty and competitiveness.

25 responses



How much was your attendance in this course?

25 responses



From the given responses, it is observed that around 84% of the students strongly agreed that the course provided them the ability to understand various issues in growth, development and sustainability and the important factors in development: Capital Formation, Technology and Institutions. Almost everyone understood the occupational Structure in the organized and unorganized sectors and the critical evaluation of growth, inequality, poverty and competitiveness. It is also observed that students had an interest in the paper as 56% of students had more than 67% of attendance.

### **ACTION TO BE TAKEN REPORT:**

For the moderate responses, topics will be discussed more with the students in tutorials. For the weak students, special classes will be held to discuss important questions with them. Measures will be taken to make the subject more engaging and appealing to the students in order to ensure higher attendance on their part. Advanced learners are also highlighted for more comprehensive and detailed engagement with certain topics and subjects. Assessments would also be done at regular intervals.

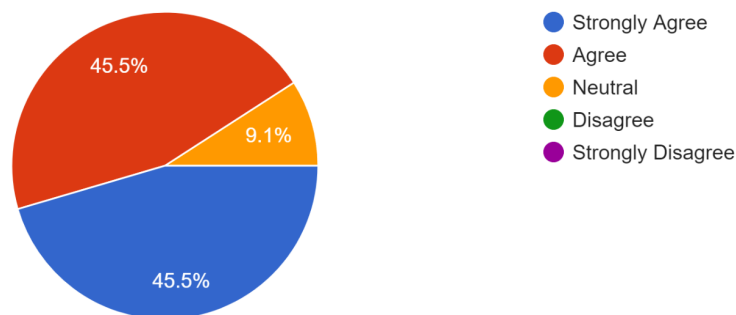
**Programme:** GE BA Program/Bcom Program Economics

**Course 1-** Principles of Microeconomics

**Semester -**V

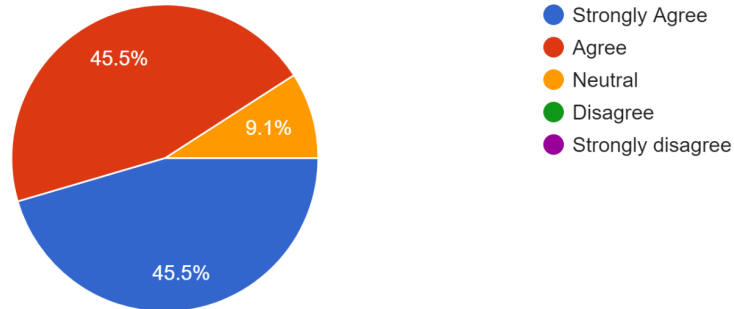
The course provided you the ability to understand and apply basic principles of microeconomics

33 responses



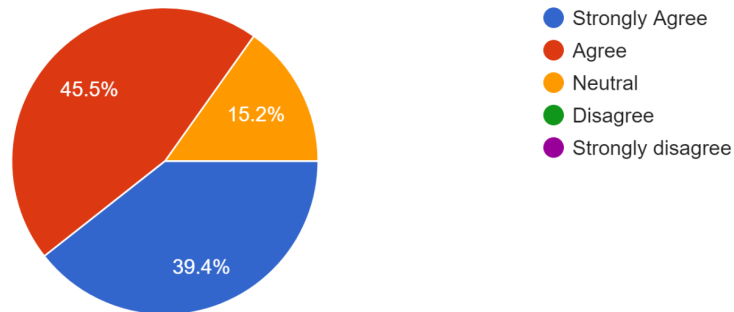
The course provided you the ability to understand the various concepts of consumer theory e.g. Indifference curve, Budget constraint, Income and substitution effects.

33 responses



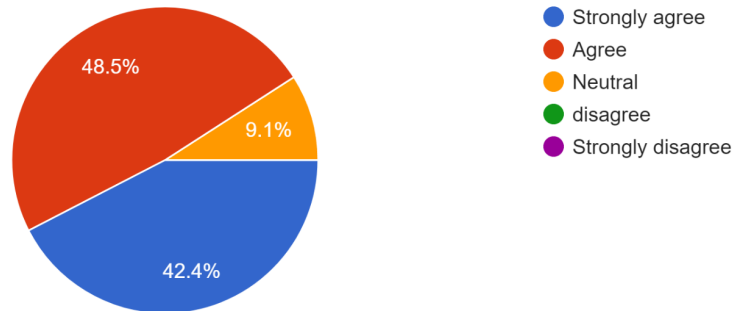
The course provided you the ability to understand the behaviour of profit maximising firms, production functions, law of variable proportions, isoquant, iso-cost lines etc.

33 responses



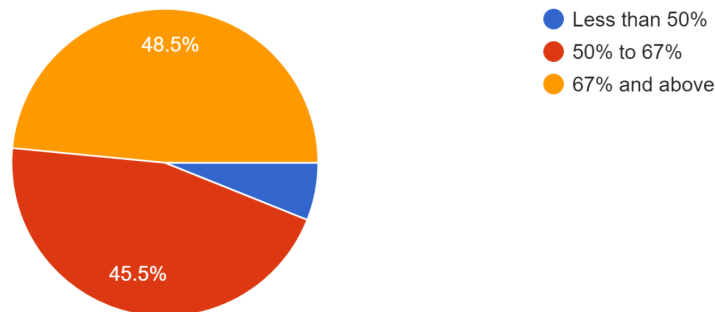
The course provided you the ability to understand and analyse the market of perfect competition and its related concepts.

33 responses



How much was your attendance in this course?

33 responses



From the given responses, it is observed that all the students strongly agreed and agreed that they understood the basic principles of microeconomics and course provided them the ability to understand the various concepts of consumer theory e.g. Indifference curve, budget constraint, income and substitution effects. Around 85% strongly agreed and agreed that they could understand the behaviour of profit maximizing firms, production functions, law of variable proportions, isoquant, iso-cost lines etc and analyse the market of perfect competition and its related concepts. It is also observed that around 49% of students had more than 67% of attendance.

#### **ACTION TO BE TAKEN REPORT:**

For the moderate responses, topics will be discussed more with the students in tutorials. For the weak students, special classes will be held to discuss important questions with them. Measures



will be taken to make the subject more engaging and appealing to the students in order to ensure higher attendance on their part. Advanced learners are also highlighted for more comprehensive and detailed engagement with certain topics and subjects. Assessments would also be done at regular intervals.

**Course Exit Survey**  
**Analysis and Action Taken Report**  
**Economics Department**  
**2022-23**

**COURSE EXIT SURVEY: Analysis Report**  
**Semester 6**  
**Academic Session: 2022-23**

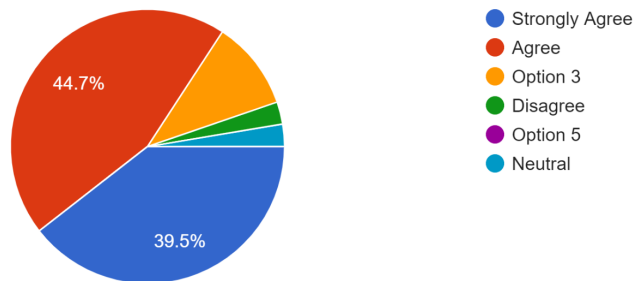
Course : Principles of Macroeconomics

Course Code: 62275604

Program: GE B.A. (Prog.)/B.Com Economics

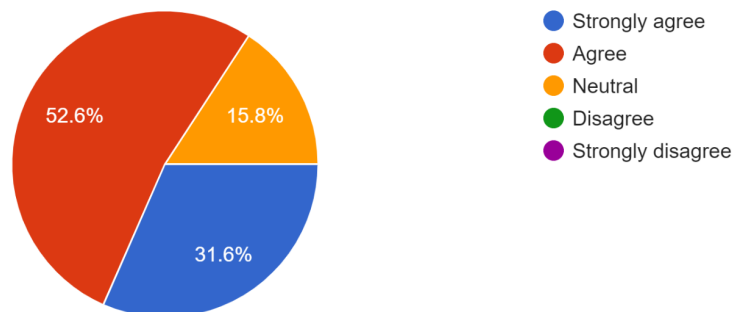
The course provided you the ability to Ability to identify the macroeconomic variables and their importance.

38 responses

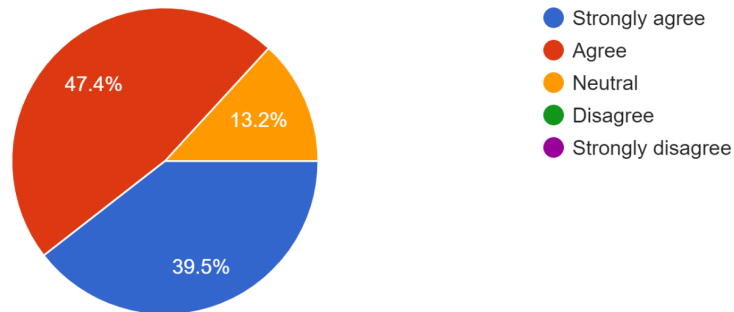


The course provided you the ability to Ability to analyze the effect of government spending on output in a simple economy

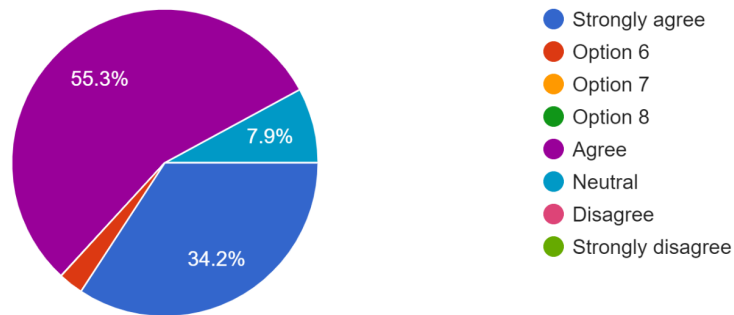
38 responses



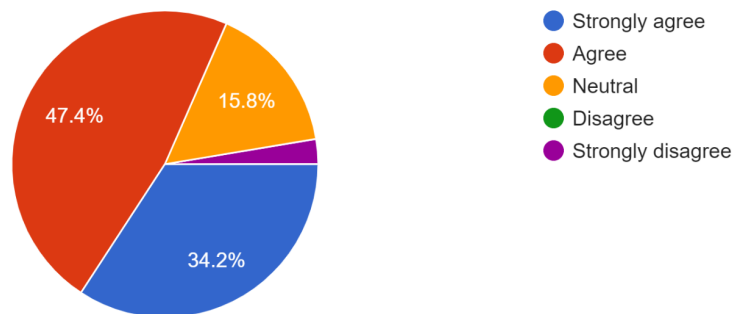
The course provided you the ability to Understand the difference between nominal and real income  
38 responses



The course provided you the ability to Understand why people demand for money  
38 responses

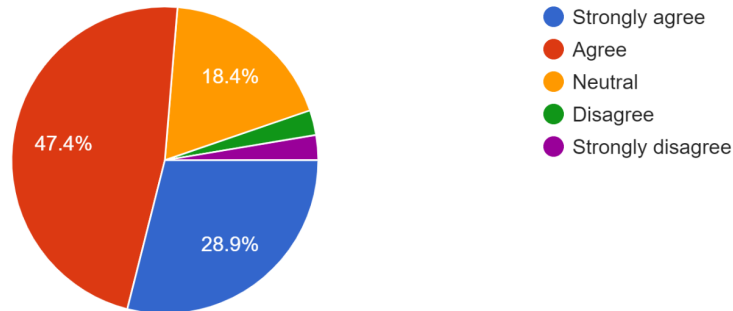


The course provided you the ability to Ability to analyze how equilibrium is determined in money market  
38 responses



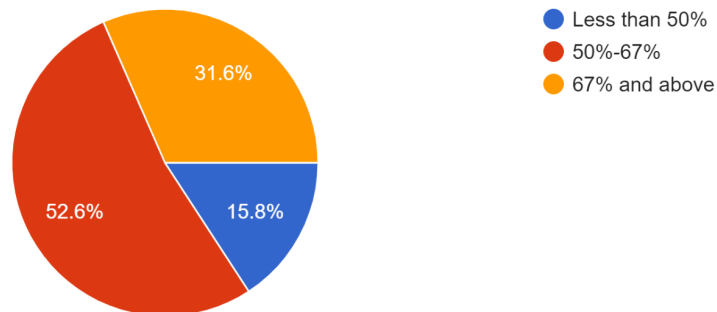
The course provided you the ability to Understand why money stock is larger than the monetary base

38 responses



How much was your attendance in this course?

38 responses



From the given responses, it is observed that 85 % of the students strongly agreed and agreed that the course provided them with the ability to get an understanding of various macroeconomic variables (and their importance) and could analyze the impact of government spending on output. Around 87 % could differentiate between nominal and real GDP. Approximately 90 % of the students could understand why people demand money and 85 % could analyze equilibrium determination in the economy.

It is also observed that around 32 % of students had more than 67% of attendance and 53 % of them attended between 50 to 67 % of the classes..

### **ACTION TO BE TAKEN REPORT:**

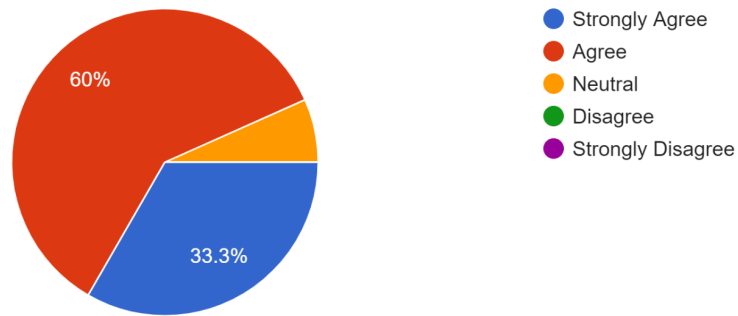
Areas where students don't agree strongly, such topics will be discussed at length during tutorials. Practical examples will be given to make class more lively and engaging. For the weak

students, special classes will be held to discuss important questions with them. Advanced learners are also highlighted for more comprehensive and detailed engagement with certain topics and subjects. Assessments would also be done at regular intervals. Information, news articles, will be shared with the students via different modes.

## BA Program, Sem VI, EDPI-II, 2022-23

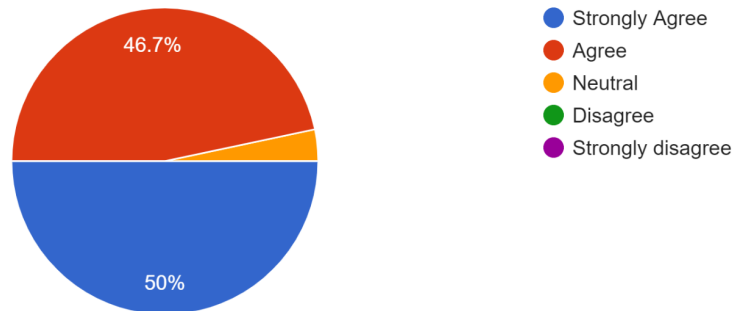
1. The course provided you the ability to get an understanding of various macroeconomic policies (eg., fiscal policy; financial and monetary policies) and their impact on the economy

30 responses



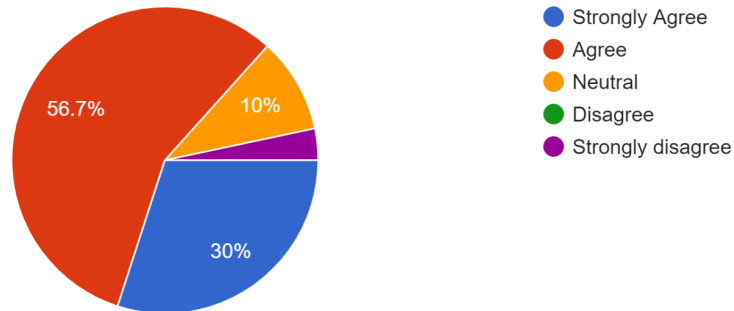
2. The course provided you the ability to gain an understanding of issues related to Indian agriculture and policies and performance (production and productivity, land reforms; irrigation etc.)

30 responses



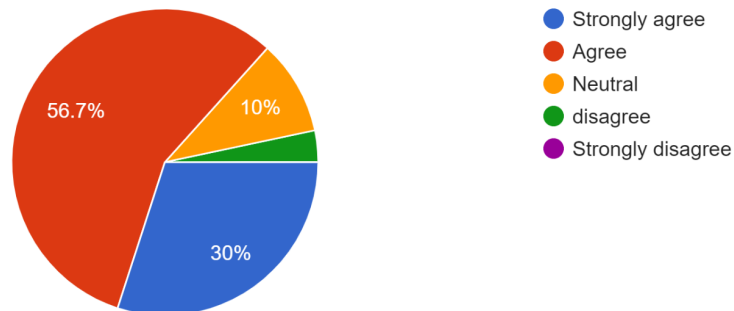
3. The course provided you the ability to understand policies, performance and trends of Indian Industrial sector

30 responses



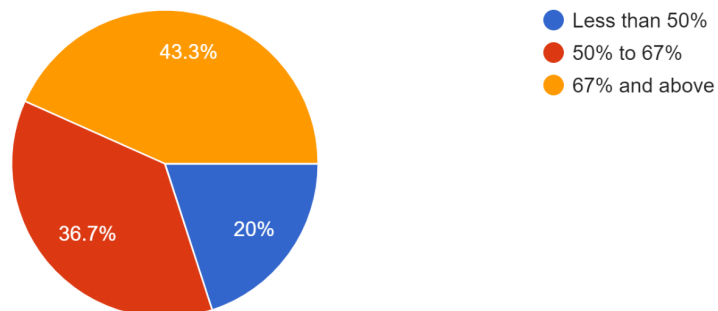
4. The course provided you the ability to understand trends and performance of Service sector and trade and investment policy

30 responses



Percentage of classes attended

30 responses



From the given responses, it is observed that almost 93 % of the students strongly agreed and agreed that the course provided them with the ability to get an understanding of various macroeconomic policies (eg., fiscal policy; financial and monetary policies) and their impact on the economy.

Around 97 % agreed that they had gained the understanding of issues related to Indian agriculture and policies and performance (production and productivity, land reforms; irrigation etc.). Also, around 87% agreed that the course provided the ability to understand policies, performance and trends of the Indian Industrial and Service sector , trade and investment policy. It is also observed that 43 % of the students had more than 67% of attendance.

**ACTION TO BE TAKEN REPORT:**

Areas where students don't agree strongly, such topics will be discussed at length during tutorials. Practical examples will be given to make class more lively and engaging. For the weak students, special classes will be held to discuss important questions with them. Advanced learners are also highlighted for more comprehensive and detailed engagement with certain topics and subjects. Assessments would also be done at regular intervals. Information, news articles, will be shared with the students via different modes.